

A G E N D A

SOUTH CAROLINA WORKERS' COMPENSATION COMMISSION

1333 Main Street, 5th Floor
Columbia, South Carolina 29201

June 20, 2022- 10:30 a.m.

Meeting to be held in Hearing Room A

This meeting agenda was posted prior to the meeting and proper advance notice was made to all concerned parties in compliance with requirements in the Freedom of Information Act.

1. CALL TO ORDER CHAIRMAN BECK
2. APPROVAL OF AGENDA OF BUSINESS MEETING CHAIRMAN BECK
OF JUNE 20, 2022
3. APPROVAL OF MINUTES OF THE REGULAR BUSINESS MEETING CHAIRMAN BECK
OF MAY 16, 2022, (Tab 1)
4. GENERAL ANNOUNCEMENTS MR. CANNON
5. APPLICATIONS FOR APPROVAL TO SELF-INSURE (Tab 2) MS. BROWN
6. DEPARTMENT DIRECTORS' REPORTS MS. WARD
Human Resources (Tab 3) MS. FALLS
Information Services (Tab 4) MR. DUCOTE
Insurance and Medical Services (Tab 5) MS. SPANN
Claims (Tab 6) MS. BRACY
Judicial (Tab 7)
7. DEPARTMENT OF VOCATIONAL REHABILITATION MR. CANNON
Monthly Report (Tab 8)
8. EXECUTIVE DIRECTOR'S REPORT (Tab 9) MR. CANNON
9. FINANCIAL REPORT (Tab 10) MR. CANNON
10. OLD BUSINESS CHAIRMAN BECK
11. NEW BUSINESS CHAIRMAN BECK
 - a. Court Reporters Policy (Tab 11)
 - b. Regulation Change Notice of Drafting (Tab 12)
12. EXECUTIVE SESSION CHAIRMAN BECK
General Counsel has requested an Executive Session to discuss pending litigation.
13. ADJOURNMENT CHAIRMAN BECK

Table of Contents

1	Approval of Minutes of Business Meeting of May 16, 2022
2	Self-Insurance
3	Human Resources
4	Information Services
5	Insurance & Medical Services
6	Claims
7	Judicial
8	Vocational Rehabilitation
9	Executive Director's Report
10	Financial Report
11	New Business
12	Executive Session

TAB 1

THE
SOUTH CAROLINA WORKERS'
COMPENSATION COMMISSION
BUSINESS MEETING
May 16, 2022

A Business Meeting of the South Carolina Workers' Compensation Commission was held in Hearing Room A of the Workers' Compensation Commission on Monday, May 16, 2022, at 10:30 a.m. The meeting agenda was posted prior to the meeting and proper advance notice was made to all concerned parties in compliance with requirements in the Freedom of Information Act. The following Commissioners were present:

T. SCOTT BECK, CHAIRMAN
SUSAN S. BARDEN, VICE CHAIR
R. MICHAEL CAMPBELL, II, COMMISSIONER
MELODY L. JAMES, COMMISSIONER
GENE MCCASKILL, COMMISSIONER
AISHA TAYLOR, COMMISSIONER
AVERY WILKERSON, COMMISSIONER

Present also were Gary Cannon, Executive Director; Keith Roberts, General Counsel, Christy Brown, Self-Insurance Director; Amy Bracy, Judicial Director; Wayne Ducote, Insurance & Medical Services Director; Sonji Spann, Claims Director; Kristen Mcree, Staff Attorney; and Elizabeth Schinke, Systems/Data Analyst.

Chairman Beck called the meeting to order at 10:35 a.m.

AGENDA

Commissioner Barden moved that the agenda be approved. Commissioner McCaskill seconded the motion, and the motion was approved.

APPROVAL OF MINUTES – BUSINESS MEETING OF April 19, 2022

Commissioner Barden moved that the minutes of the Business Meeting of April 19, 2022, be approved. Commissioner Campbell seconded the motion, and the motion was approved.

APPROVAL OF MINUTES – CALLED BUSINESS MEETING OF May 2, 2022

Commissioner Barden moved that the minutes of the Called Business Meeting of May 2, 2022, be approved. Commissioner Taylor seconded the motion, and the motion was approved.

GENERAL ANNOUNCEMENTS

Mr. Cannon reminded everyone that the Annual Employee Appreciation Luncheon was being held today at 11:45 am.

APPLICATIONS FOR APPROVAL TO SELF-INSURE

Self-insurance applications were presented by Christy Brown, Self-Insurance Director. **Seven (7)** prospective members of **One (1)** fund was presented to the Commission for approval. The applications were:

South Carolina Home Builders SIF

All in One Construction LLC
DLR Solutions LLC DBA Tidelands Home Solutions
Griseyda E Escoto-Urbina DBA DYJ Contracting LLC
Gutter Source LLC
Johnston Contracting LLC
Maintain of the Lowcountry LLC
Micalline LLC

After examination of the applications, it was determined that each complied with the Commission's requirements, and each was recommended for approval.

Commissioner Wilkerson made the motion to approve the applications to self-insure. Commissioner Barden requested to be recused from the motion. Commissioner James seconded the motion to approve the applications to self-insure, and the motion was approved.

DEPARTMENT DIRECTORS' REPORTS

Each Department report was submitted in written form and included in the Commission's agenda booklets.

Human Resources

Mr. Cannon submitted the Human Resources report. There were no comments or questions from the Commission.

Information Technology Department

Mr. Cannon submitted the IT report. There were no comments or questions from the Commission.

Insurance and Medical Services Department

Mr. Ducote submitted his report in written form. There were no comments or questions from the Commission.

Claims Department

Ms. Spann submitted her report in written form. There were no comments or questions from the Commission.

Judicial Department

Ms. Bracy submitted her report in written form. There were no questions from the Commission.

VOCATIONAL REHABILITATION

Mr. Cannon submitted the Vocational Rehabilitation report. There were no comments or questions from the Commission.

EXECUTIVE DIRECTOR'S REPORT

Mr. Cannon submitted his report in written form. Mr. Cannon also gave an update on the AV project. There were no comments or questions from the Commission.

ADMINISTRATION – FINANCIAL REPORT

Mr. Cannon submitted his report in written form. There were no questions from the Commission.

OLD BUSINESS

There was no old business.

NEW BUSINESS

There was no new business.

EXECUTIVE SESSION

Keith Roberts announced that an executive session was not needed and there were no comments or questions from the Commission.

ADJOURNMENT

Commissioner Barden made the motion to adjourn. Commissioner McCaskill seconded the motion, and the motion was approved.

The May 16, 2022, meeting of the South Carolina Workers' Compensation Commission adjourned at 10:44 am.

Reported May 18, 2022
Kim Falls
Business Analyst, IT Dept.

TAB 2

State of South Carolina

1333 Main Street, 5th Floor
P.O. Box 1715
Columbia, S.C. 29202-1715



TEL: (803) 737-5700
FAX: (803) 737-5764

Workers' Compensation Commission

TO: Gary Cannon

FROM: Bridget Ward

DATE: June 9, 2022,

SUBJECT: Monthly Human Resources Report for June 2022 Business Meeting

This report summarizes the activities of Human Resources during the period of May 1, 2022 through May 31, 2022.

At the end of May, the Commission had 48 full time employees, one part-time employee.

- **New Hires:** One **Separations or Retirements:** One **FMLA Leaves:** None

In the month of May three SCEIS personnel transactions and seven SCEIS time/leave transactions were processed. Detailed payroll and time/leave reports were ran as scheduled and any issues that arose were corrected with the collaborative effort of either the SCIES team or the Comptroller General Office. As mandated by SCHAC, HR conducted the necessary SCIES changes to ensure that the Census codes for all employee positions were updated with new codes which were provided by the US Department of Labor.

Employee appreciation week was observed May 16 – 19. The Annual Employee Appreciation Luncheon was held May 16 and the Employee of the Year (EOY) Kim Falls was recognized by the Commission along with all employees who had recently reached a milestone of State Service of 10, 20, 30 & 40 years. The other nominees for EOY were Shawnee DeBruhl, Kristen McRee, Geneary Cole, Juliet Weeks and Debbie Backman. On the behalf of the Commission HR gave small tokens of appreciation to all employees throughout the week to convey gratitude for all that they do.

10 "All Employee" emails were sent by HR during the month of May, and 19 travel report was processed. HR received and reviewed 1,247 emails and sent 421 emails.

There were three building issues and one parking issue in May and all were resolved in a timely manner. There were three updates to the parking assignments.

There were no COVID cases in the month of May but three scares. The employees returned to work after protocol was followed, contact tracing was done and the appropriate quarantine/isolation period was observed.

The new Executive Assistance to the Director started on May 2. The interview process concluded for the IT Director position in May and the candidate started on June 2. HR also posted for a Program Manager I for the IMS Division to replace the Program Coordinator that left in May. Interviews will be conducted in June.

TAB 3

State of South Carolina

1333 Main St, Suite 500
P.O. Box 1715
Columbia, S.C. 29202-1715



Tel: (803) 737-5700
Fax: (803) 737-1258
www.wcc.sc.gov

Workers' Compensation Commission

To: Gary Cannon
SCWCC Executive Director
From: Kim Falls, Business Analyst
Date: June 10, 2022
Subject: IT Department June 2022 Full Commission Report

This report summarizes the activities and accomplishments for projects and initiatives in the IT department during April 2022.

I. Systems Operations, Maintenance and Support

EDI

Staff is continuing to work with the ISO/Verisk to establish processes and an implementation plan for the EDI claims processing turnover. We continue our participation in IAIABC conference calls for: Jurisdiction Only meetings, EDI Claims Committee and the POC 3.0 taskforces.

Progress

Duane and Liz provided standard support for invoice and check reconciliation issues to end users. Duane continued to work with DTO on multiple firewall issues related to the Progress upgrade.

Systems Support

The IT team continues to collectively manage all end user support. Liz and Doug have assumed the primary responsibility of managing the helpdesk ticketing system and all related documentation. Liz and Douglas spent multiple days on the inventory reporting for the Department of Administration. They both have worked many hours in the onboarding of multiple new employees.

The IT team worked with Solutionz to continue to the upgrade of the Hearing Room A/V project.

Security

We had no security alerts in April.

Reporting

The IT team generated several Open Claims reports and Outstanding Carrier Fines for external stakeholders and provided Compliance reports for internal staff.

II. Projects, Enhancements and Development

Legacy Modernization

The IT team participated in a second RFP question and answer session on May 5th, 2022. All responses to the RFP were due on May 27th, 2022 and the team was charged on June 9th, 2022.

TAB 4

State of South Carolina



Workers' Compensation Commission

To: Mr. Gary Cannon
SCWCC Executive Director

From: Wayne Ducote, Jr.
IMS Director

Date: 16-Jun-22

Subj: Insurance and Medical Services Department
May 2022 Full Commission Report

Please find attached information provided to summarize the status and workflow of initiatives currently underway within the Insurance and Medical Services (IMS) Department.

In addition to the statistical data provided, please be advised of the following:

- | | |
|---------------------|--|
| Compliance Division | <ol style="list-style-type: none">1. Reviewing revenue metrics / projections.2. Working with staff to review workflow processes and additional training opportunities.3. Continuing to explore outreach opportunities with stakeholders. |
| Coverage Division | <ol style="list-style-type: none">1. Working with staff to review workflow processes and explore opportunities to enhance service provision.2. Lapse in Coverage: 31 new registrants; 0 notifications sent. |
| Medical Services | <ol style="list-style-type: none">1. Processing six medical bill reviewer certifications and renewals.2. Four medical bill pricing reviews were done in the month of May. |

While this summary is in no way all-inclusive, it may serve to assist you and our Commissioners in understanding the key initiatives underway in the IMS Department and provide measures by which the Department's effectiveness can be gauged. IMS welcomes any guidance that you and/or our Commissioners can provide concerning our performance and direction.

Employer Rule to Show Cause Hearings and Compliance Activity

The Compliance Division docketed 0 new RTSC cases and 1 total RTSC cases in the month of May. And, compelled 33 South Carolina employers to come into compliance with the Act. Year to date, 15 new RTSC cases and 32 total RTSC cases have been docketed.

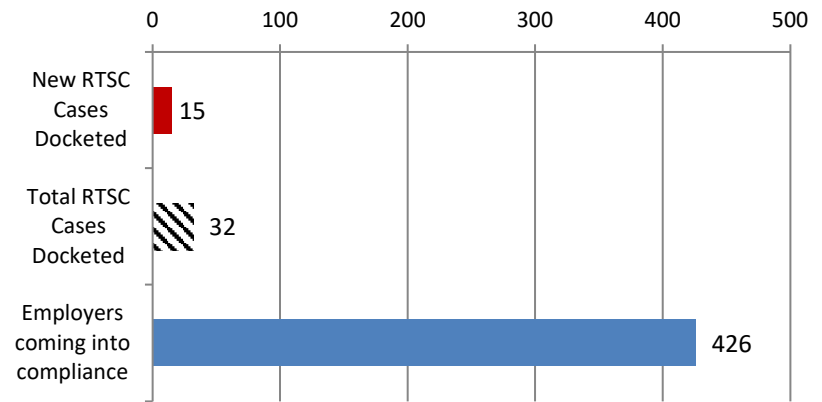
Employers Obtaining Coverage

Year to date, the Compliance Division has compelled 426 South Carolina employers to come into compliance with the Act. In so doing, approximately 3,548 previously uninsured workers are now properly covered.

Penalties Waived

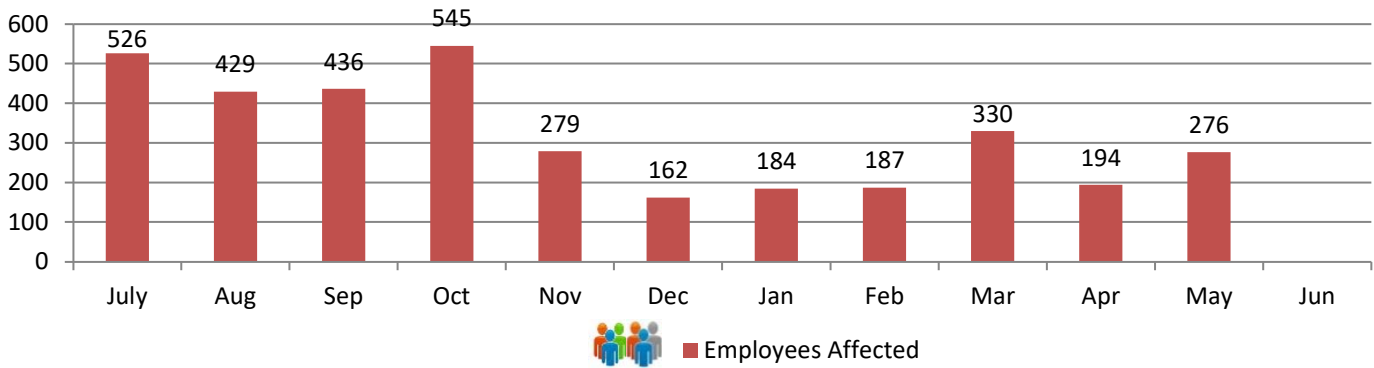
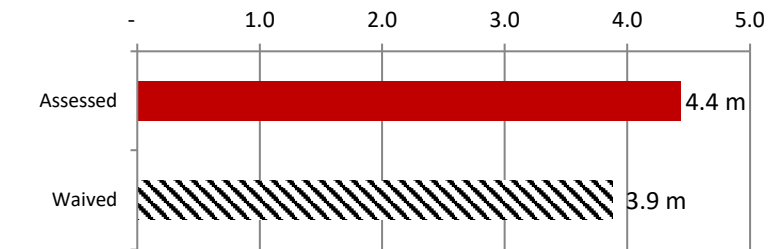
Although the Division has assessed \$4.4 m in fines this fiscal year, \$3.9 m have been waived or rescinded as employers have either obtained insurance coverage or were found not to be subject to the Act.

RTSC and Compliance Activity



Fines and Penalties

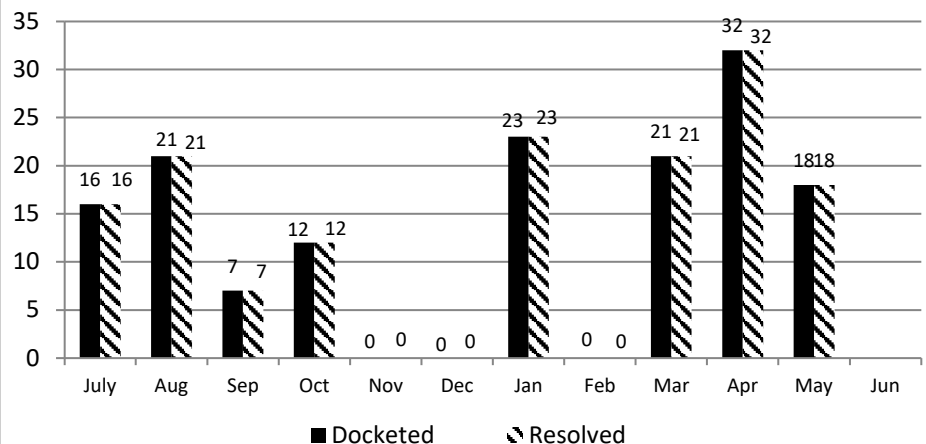
Millions



Carrier Rule to Show Cause Hearings

The Compliance Division manages the Rule to Show Cause process involving the recovery of outstanding carrier fines and penalties. In the month of May 2022, 18 carrier RTSC cases were docketed; 18 cases were resolved for a total of \$6,800.

Year to date, a total of 150 carrier RTSC cases have been docketed, 150 cases for a total of \$83,857 have been resolved.

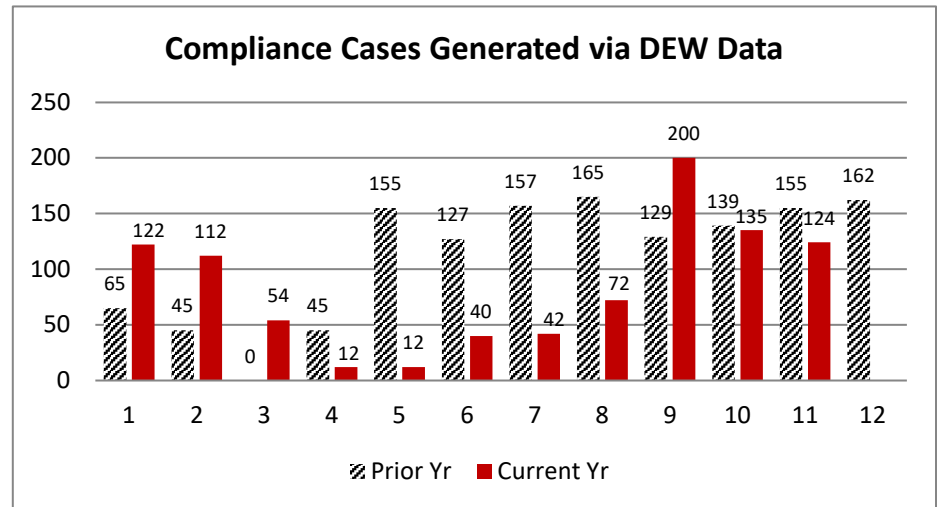
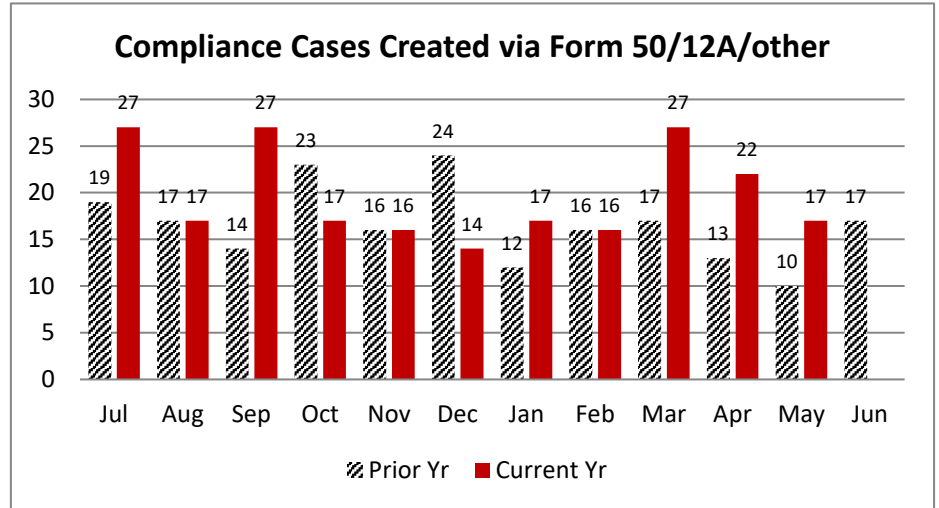


In May 2022, 17 compliance files were created from the combined filings of Form 50's, 12A's, and stakeholder reporting involving uninsured employers.

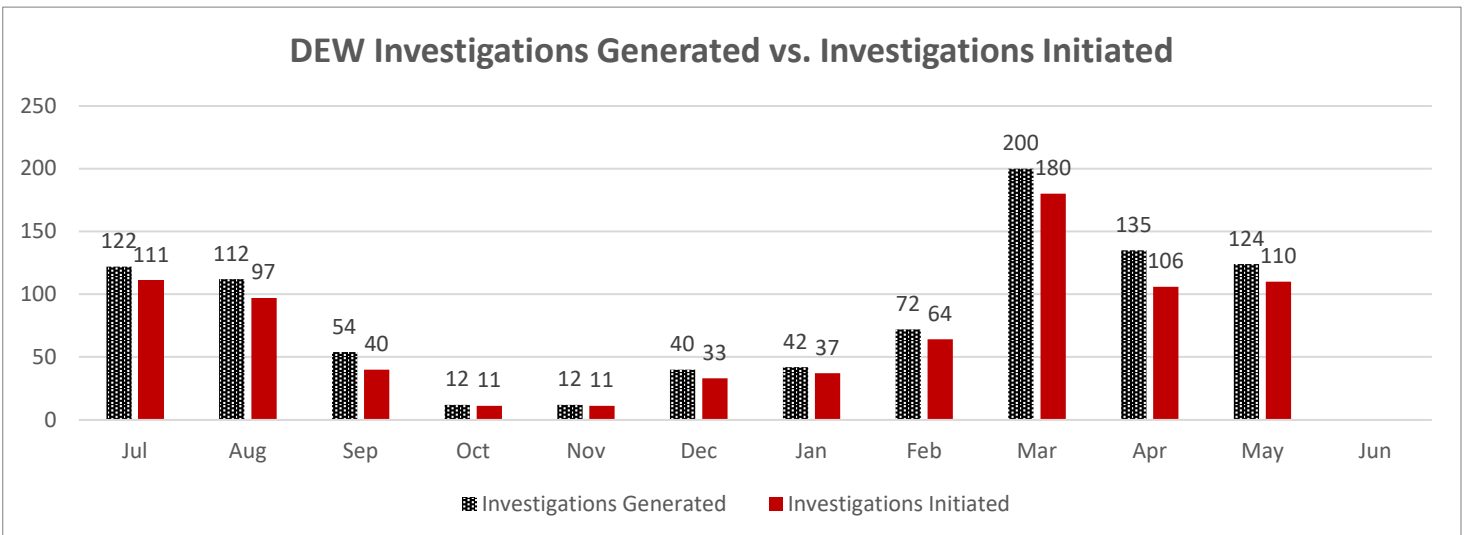
YTD vs. Prior Year total (198): 110%
 May 2021 to May 2022: 1709%
 Current Yr End trend: 120% of 2020-2021
 YTD 2021-2022 v. YTD 2020-2021: 120%

In May 2022, 200 compliance files were generated from the DEW data process.

YTD vs. Prior Year total (1,344): 69%
 May 2021 to May 2022: 80%
 Current Yr End trend: 75% of 2019-2020
 YTD 2021-2022 v. YTD 2020-2021: 78%



The DEW Data Pool is determined by the total number of potential, non-compliant employers who report wages to DEW with at least 4 employees and who's FEIN does not match with any coverage records in the Commission's coverage database. The investigations generated is the number of compliance investigations generated from the pool. The investigations initiated is the number of compliance investigations initiated from those that were generated.



Carryover Caseload:

The Compliance Division closed May 2022 with 416 cases active, compared to an active caseload of 271 at the close of May 2021.

Cases Resolved:

For the month of May 2022, Compliance Division staff closed-out 122 cases.

Compliance Fines:

In May 2022, the Compliance Division collected \$46,188 in fines and penalties. Year to Date, the Compliance Division has collected \$620,591 in fines and penalties.

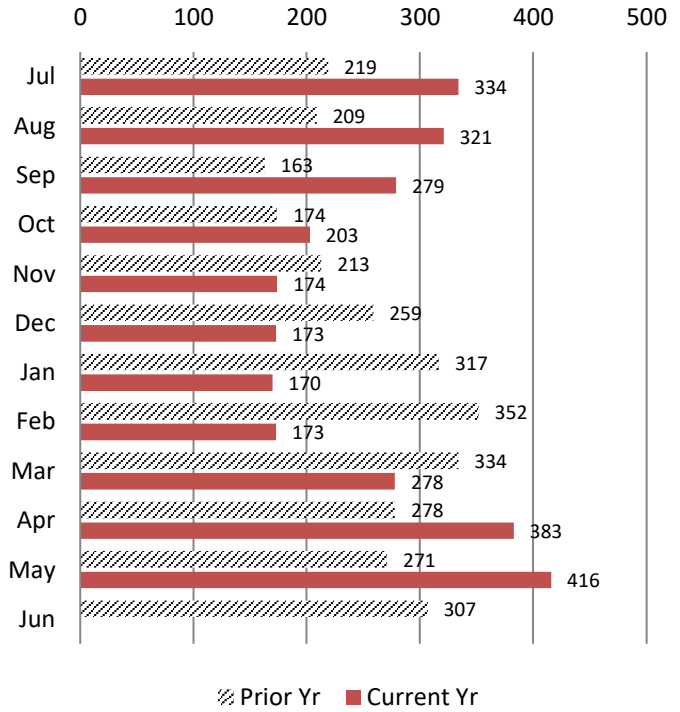
Year to Date vs Prior Year Total (\$785,893): 79%

May 2021 vs. May 2022: 47%

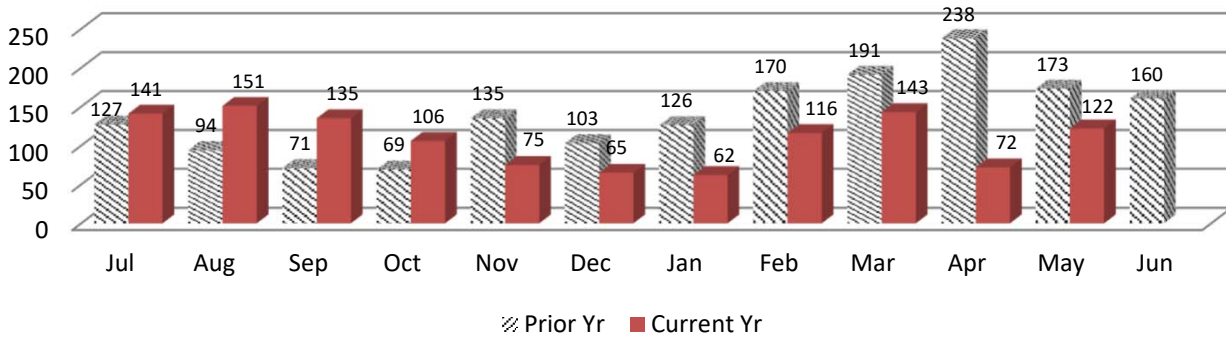
Current Year End trend is 86% of 2020-2021

YTD 2020-21 (May - June) vs YTD 2021-2022: 95%

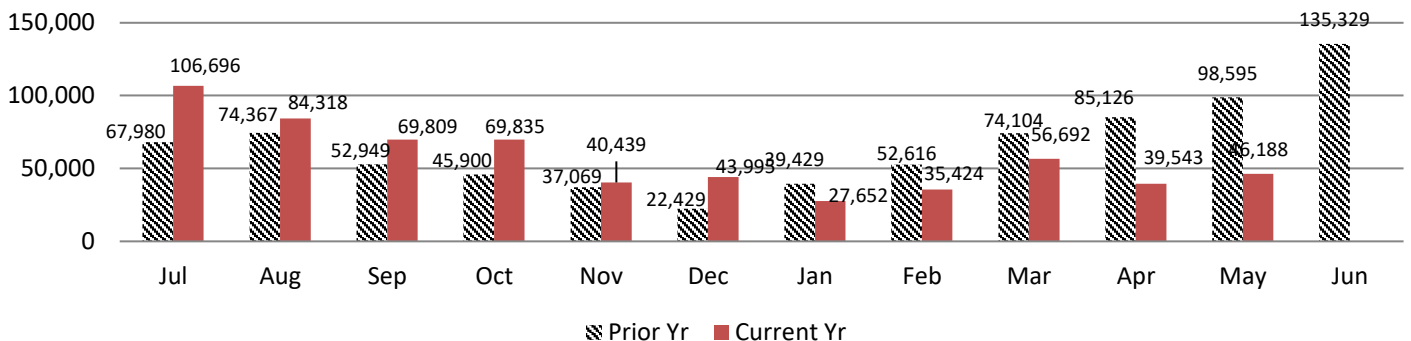
Caseload Pending v. Prior Year



Cases Resolved v. Prior Year



Compliance Fines Collected v. Prior Year

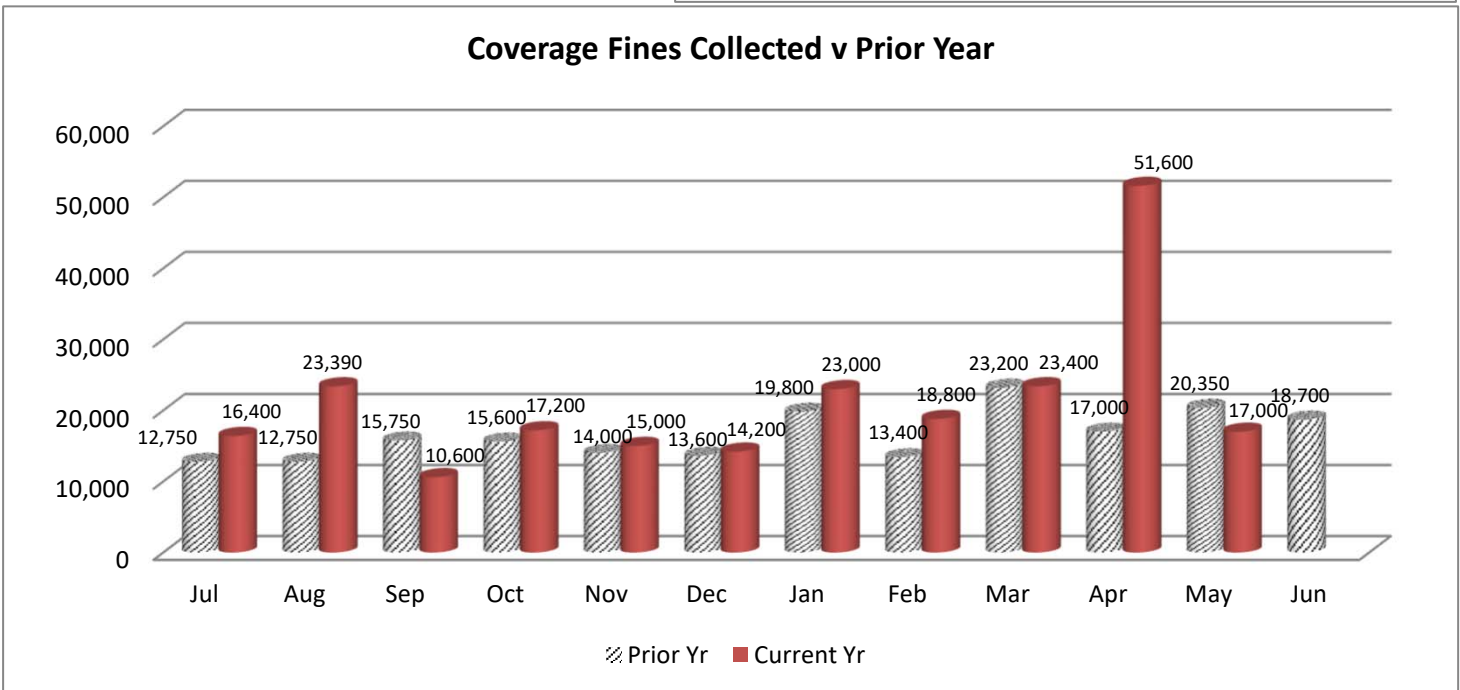
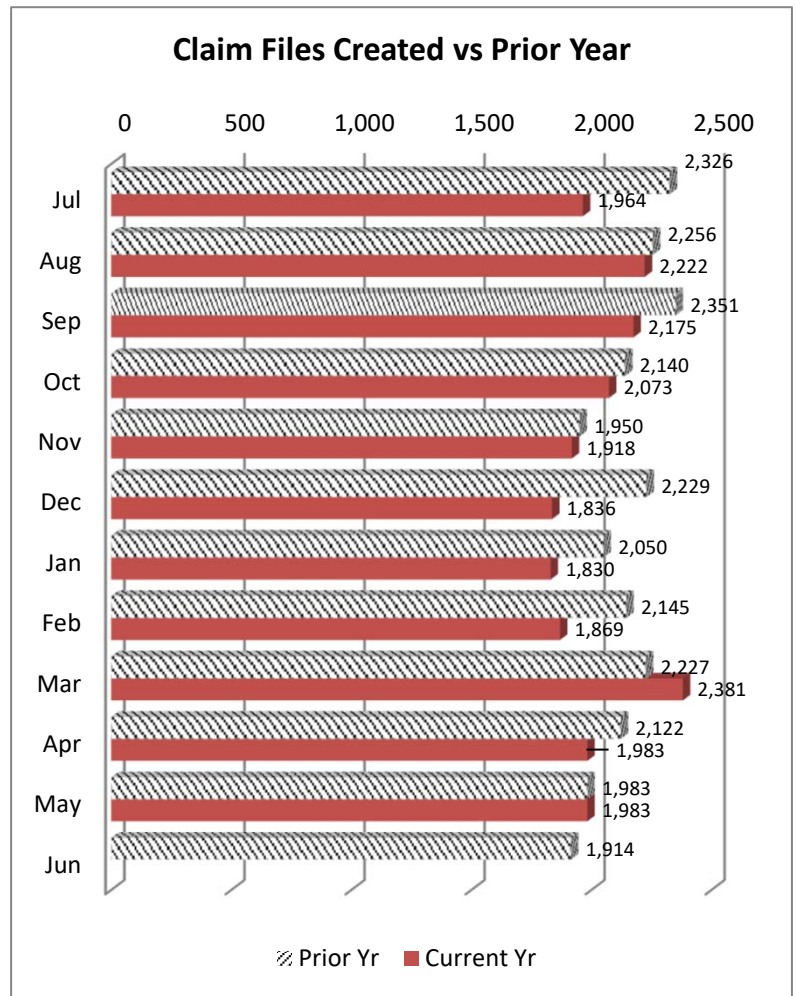


WCC Claim Files:

In May 2022, the Coverage Division received a total of 1,983 WCC Claim files. Of these, 1,704 were created through proper carrier filing of a 12A, and 279 were generated as a result of a Form 50 claim filing. Year to Date 22,234 Claim files have been created which is 87% of claim file volume prior year (25,693).

Coverage Fines:

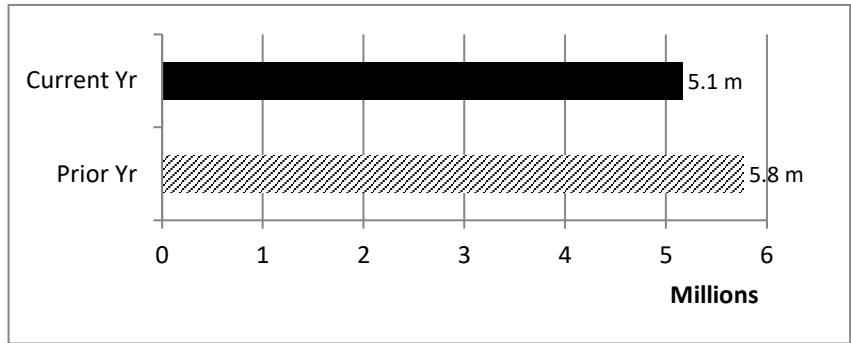
The Coverage Division collected \$17,000 in fine revenue in May 2022, as compared to \$20,350 in Coverage fines/penalties accrued during May 2021. Year on Year, Coverage fines are at 117% of collections for prior year.



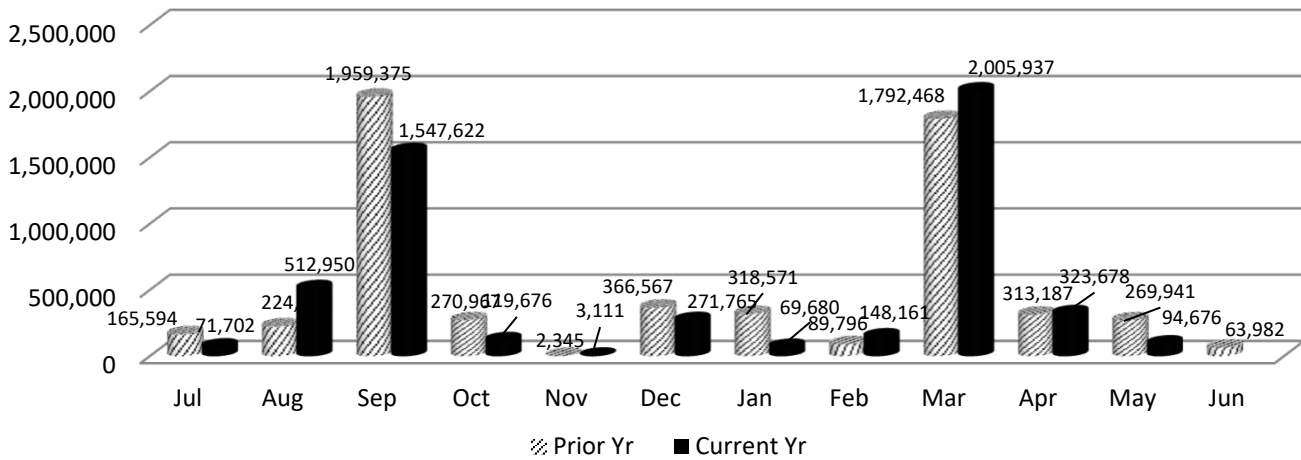
During the month of May 2022, the Self Insurance Division:

- * collected \$94,676 in self-insurance tax.
- * added 7 new self-insurers.
- * conducted 4 Self Insurance audits.

Year to Date, Self Insurance tax revenue is trending at 90% of prior year and 44 Self Insurance audits have been completed.



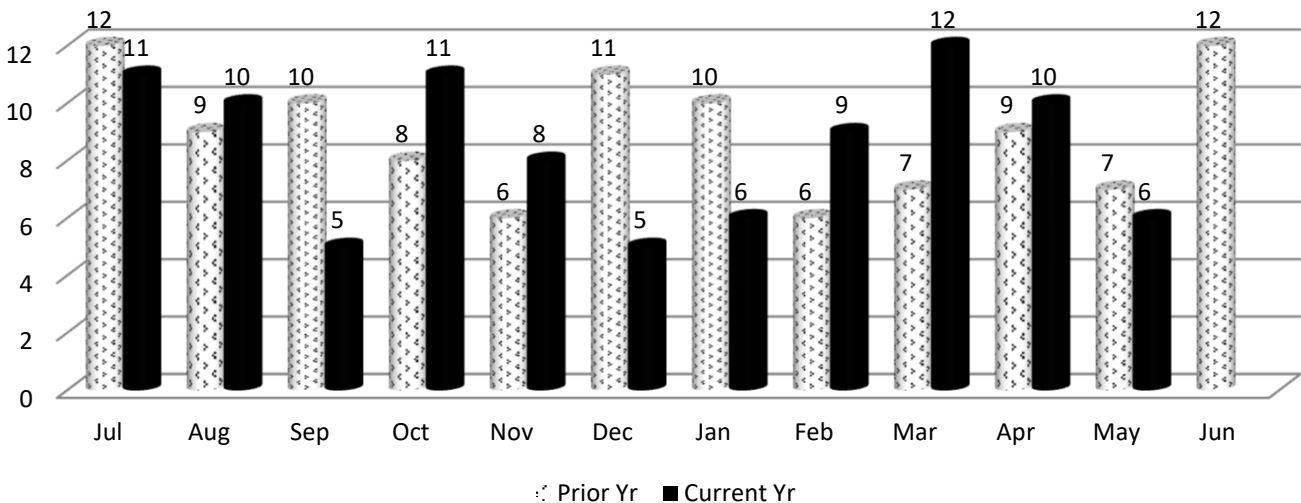
Self Insurance Tax Collections v. Prior Year



IMS MEDICAL SERVICES DIVISION

In May 2022, the Medical Services Division began the month with 10 bills pending review, received an additional 7 bills for review, conducted 11 bill reviews and ended the month with 6 bills pending.

Medical Bills Pending Review v. Prior Year



TAB 5

State of South Carolina

1333 Main Street, 5th Floor
P.O. Box 1715
Columbia, S.C. 29202-1715



TEL: (803) 737-5700
www.wcc.sc.gov

Workers' Compensation Commission **MEMORANDUM**

To: Gary Cannon, Executive Director

From: Sonji Spann, Claims Director

Date: June 20, 2022

Re: Claims Department June 2022 Full Commission Report

Attached is the Statistical Report for the Claims Department for the period July 1, 2021 through - May 31, 2022 for the Business Meeting on June 20, 2022. Please note the format using row numbers and column letters for ease of use when referencing data.

Claims activities are in Column (a) with the totals for the seven-month period for FY21-22 in column (o). Column (q) reflects the percentage change when comparing the totals for same period in the current fiscal at the totals for the same period in last fiscal year. The total Claims Activities, for this period have decreased 1% when compared to the same period from last fiscal year.

The number of Total Fines assessed are up 15% compared to the same period last fiscal year and the Total Fines paid 37% higher when compared to the same period last year.

I will be happy to answer any questions you or the Commissioners have.

Claims Department Statistical Report

FY2021-2022

July 1, 2021 - June 30, 2022

	Claims Activities	July	August	Sept	Oct	Nov	Dec	Jan	Feb	March	April	May	FY21-22 Total	FY20-21 Total	% Chg same period FY20-21
Col. -> Row v	(a)	(b)	(c)	(d)	(e)	(f)	(g)	(h)	(i)	(j)	(k)	(l)	(o)	(p)	(q)
1	Forms 15-I	1,023	1,157	1,153	1,077	1,073	1,030	882	920	1,192	1,035	1,081	11,623	13,499	-14%
2	Forms 15-II/Forms 17	933	1,028	922	970	897	856	367	803	1,038	918	928	9,660	11,769	-18%
3	Forms 16 for PP/Disf	187	216	215	236	180	289	192	207	264	197	200	2,383	2,340	2%
4	Forms 18	4,325	4,511	4,491	4,073	4,310	4,121	4,306	4,701	4,901	4,371	4,350	48,460	49,470	-2%
5	Forms 20	546	591	559	589	574	2,111	537	502	598	553	590	7,750	6,593	18%
6	Form 50 Claims Only	291	316	241	286	290	504	218	279	327	249	268	3,269	3,150	4%
7	Form 61	652	655	607	656	672	751	641	626	697	668	693	7,318	7,957	-8%
8	Letters of Rep	251	258	219	201	204	169	186	216	229	160	189	2,282	2,471	-8%
9	Clinchers	831	744	818	786	798	872	855	785	866	815	792	8,962	10,013	-10%
10	Third Party Settlements	14	24	19	17	12	15	19	17	25	23	25	210	154	36%
11	SSA Requests for Info	64	49	35	42	42	29	30	26	37	43	38	435	459	-5%
12	Cases Closed	2,028	2,233	2,275	2,136	2,049	2,111	2,103	2,027	2,553	2,179	1,987	23,681	27,381	-14%
13	Cases Reviewed	2,849	3,742	2,694	2,261	2,228	2,435	2,909	2,953	3,407	3,406	2,736	31,620	37,119	-15%
14	Total	13,994	15,524	14,248	13,330	13,329	13,433	13,245	14,072	16,134	14,617	15,864	157,790	70,425	-1%
15													-	-	
16	Total Fines Assessed	297	338	221	184	119	310	543	328	370	334	274	3,318	2,882	15%
17	Form 18 Fines	331	321	211	184	118	310	530	316	365	314	267	3,267	2,634	24%
18	Total Amt Paid	\$38,650	\$60,800	\$59,450	\$33,400	\$23,800	\$34,400	\$47,400	\$35,200	\$52,400	\$86,500	\$45,850	517,850	379,100	37%

TAB 6

State of South Carolina



1333 Main Street
P.O. Box 1715
Columbia, S.C. 29202-1715

Tel: (803) 737-5700
Fax: (803) 737-1234
www.wcc.sc.gov

Workers' Compensation Commission

June 7, 2022

To: Gary Cannon
Executive Director

From: Amy A. Bracy
Judicial Director

RE: Monthly Judicial Report for May 2022

During the month of May, the Judicial Department processed seven hundred seventy-five (775) requests for hearings (claimant and defense pleadings). Comparing the numbers from the same period last year, claimant pleadings are up 2% and defense pleadings experienced a 10% decrease. The department received one hundred thirty (130) Motions, a 12% decrease compared to the same period last year and one hundred forty-four (144) clincher conference requests, down 7% compared to last year.

There were fifty-three (53) Single Commissioner Hearings conducted during the past month, twenty (20) pre-hearing conferences held, and nine (9) Full Commission hearings held. A total of four hundred forty-five (445) Orders (Single Commissioner Orders, Consent Orders and Administrative Orders) were served at the single Commissioner level, thirty-six (36) of those were Decision and Orders that resulted from hearings that went on the record and one hundred thirty-nine (139) were Motion Orders that were a result of Motions ruled upon by Commissioners.

There were two hundred forty-four (244) Informal Conferences requested during May and one hundred eighty-eight (188) were conducted.

There were thirty-five (35) regulatory mediations scheduled and forty-four (44) requested mediations. Totals are down 13% and 4% in the respective categories for the same period last year. The Judicial Department was notified of sixty-two (62) matters resolved in mediation, with the receipt of Forms 70. This category's total is down 10% compared to the same period last year

In the month of May, Judicial received three (3) Notices of Intent to Appeal to the Court of Appeals and zero (0) to the Circuit Court.

SCWCC Judicial Report



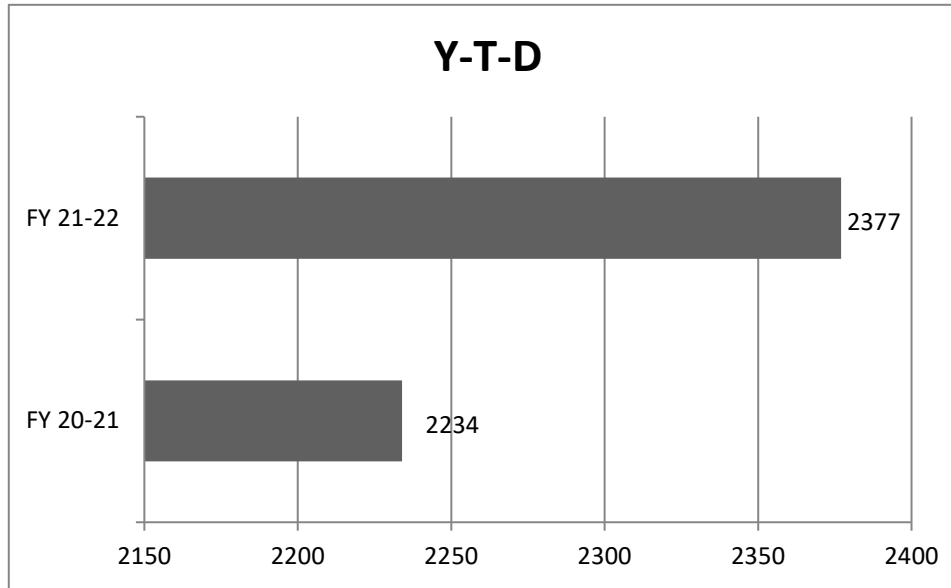
June 2022

**Judicial Department Statistical Report
Statistics For Fiscal Year 2021-2022**

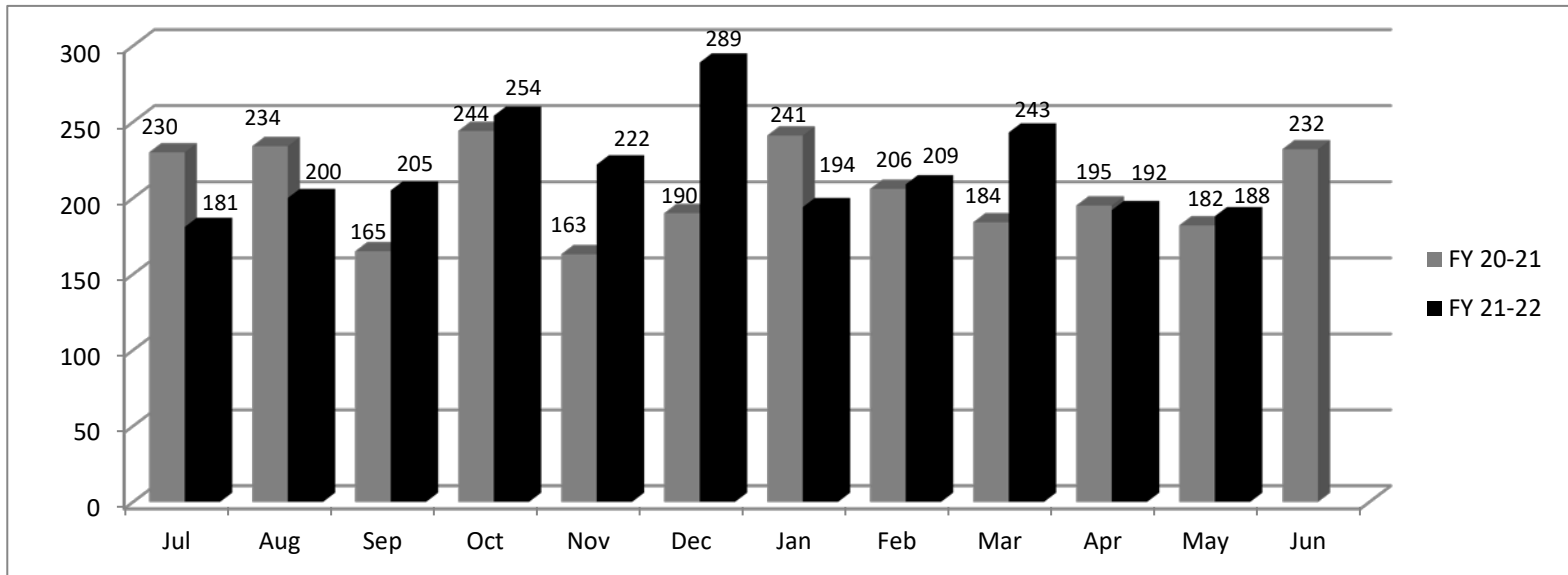
	July	Aug	Sept	Oct	Nov	Dec	Jan	Feb	March	April	May	Totals YTD 2021-2022	Totals YTD 2020-2021	% Diff from prev year	YTD Diff + (-)	FY21-22 Mth Avg	FY20-21 Mth Avg
Claimant Pleadings	484	560	496	512	502	469	486	574	578	548	523	5,732	5629	2%	103	521	512
Defense Response to Pleadings	409	406	466	376	407	441	376	410	517	463	432	4,703	4766	-1%	(63)	428	433
Defense Pleadings	287	285	310	266	229	257	270	268	300	262	252	2,986	3308	-10%	(322)	271	301
Motions	140	120	109	107	109	94	111	106	104	113	130	1,243	1413	-12%	(170)	113	128
Form 30	14	21	6	9	15	9	13	18	15	11	13	144	122	18%	22	13	11
FC Hearings Held	7	8	8	7	10	8	8	10	8	7	9	90	52	73%	38	8	5
FC Orders Served	14	14	11	8	9	5	12	9	8	14	9	113	82	38%	31	10	7
Single Comm. Hearings Held	40	61	52	67	55	45	53	61	49	74	53	610	760	-20%	(150)	55	69
Single Comm. Orders Served	215	189	204	154	141	180	189	167	186	203	188	2,016	2173	-7%	(157)	183	198
Single Comm. Pre-Hearing Conf Held	14	11	26	13	14	12	11	18	11	9	20	159	254	-37%	(95)	14	23
Consent Orders	211	218	256	229	239	207	303	237	272	281	245	2,698	2924	-8%	(226)	245	266
Adminstrative Orders	4	19	12	21	13	5	9	2	14	7	12	118	200	-41%	(82)	11	18
Clincher Conference Requested	109	149	154	145	136	140	112	137	131	138	144	1,495	1614	-7%	(119)	136	147
Informal Conference Requested	228	278	274	247	195	250	323	249	317	245	244	2,850	2968	-4%	(118)	259	270
Informal Conference Conducted	181	200	205	254	222	289	194	209	243	192	188	2,377	2234	6%	143	216	203
Regulatory Mediations	26	21	32	27	26	20	27	22	29	41	35	306	353	-13%	(47)	28	32
Requested Mediations	65	65	52	55	43	24	46	58	44	71	44	567	593	-4%	(26)	52	54
Ordered Mediations	0	0	0	0	0	0	0	1	1	0	0	2	5	-60%	(3)	0	0
Mediation Resolved	44	63	59	47	44	44	33	43	68	28	62	535	592	-10%	(57)	49	54
Mediation Impasse	22	19	11	14	8	14	12	19	21	7	15	162	176	-8%	(14)	15	16
Mediation Held; Issues Pending	0	2	2	0	5	0	0	0	1	0	0	10	7	0%	3	1	1
Claim Settled Prior to Mediation	7	14	14	9	10	13	9	14	9	1	5	105	101	4%	4	10	9
Mediation Not Complete in 60 days	4	1	2	1	3	2	2	10	0	1	0	26	21	24%	5	2	2

Informal Conf. Conducted

	FY 20-21	FY 21-22
Jul	230	181
Aug	234	200
Sep	165	205
Oct	244	254
Nov	163	222
Dec	190	289
Jan	241	194
Feb	206	209
Mar	184	243
Apr	195	192
May	182	188
Jun	232	
Total	2466	2377

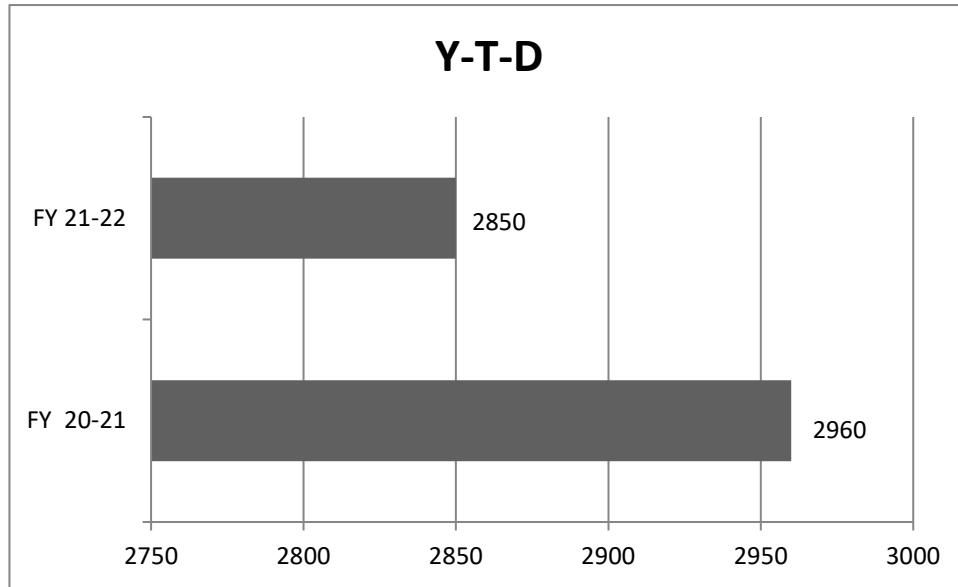


	FY 20-21	FY 21-22
Y-T-D	2234	2377

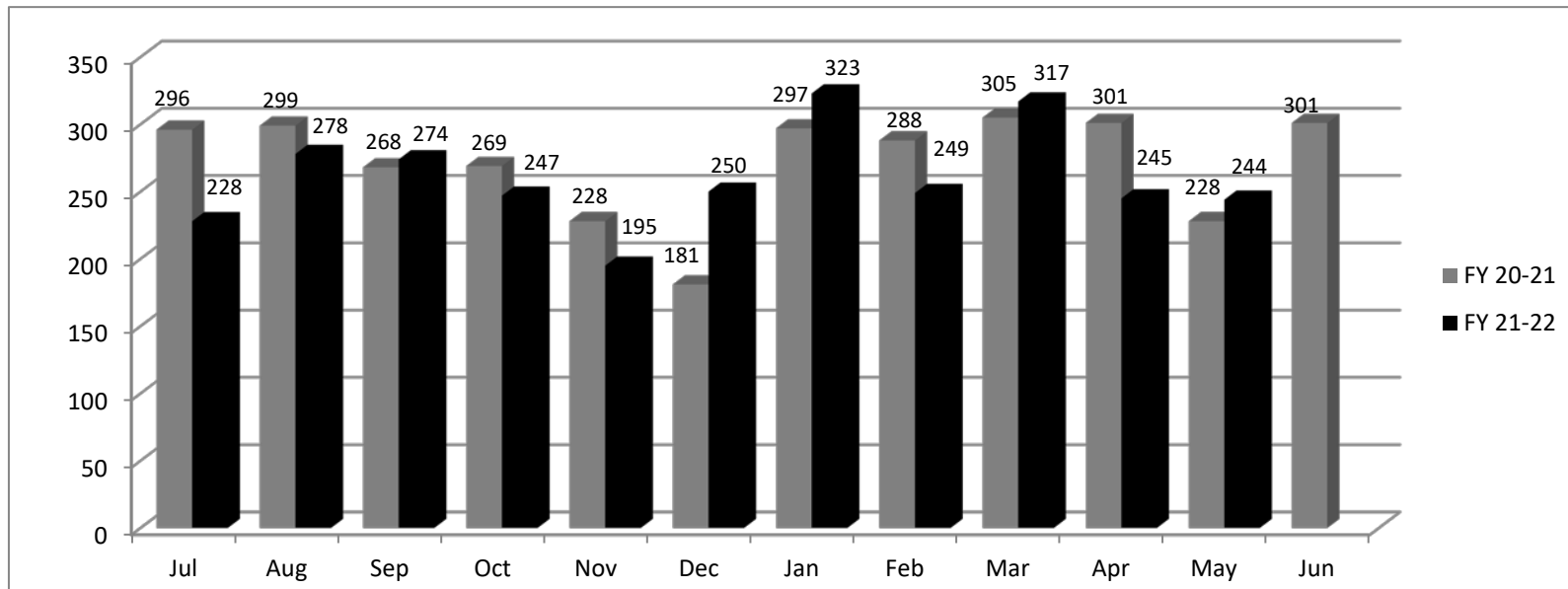


Informal Conf. Requested

	FY 20-21	FY 21-22
Jul	296	228
Aug	299	278
Sep	268	274
Oct	269	247
Nov	228	195
Dec	181	250
Jan	297	323
Feb	288	249
Mar	305	317
Apr	301	245
May	228	244
Jun	301	
Total	3261	2850



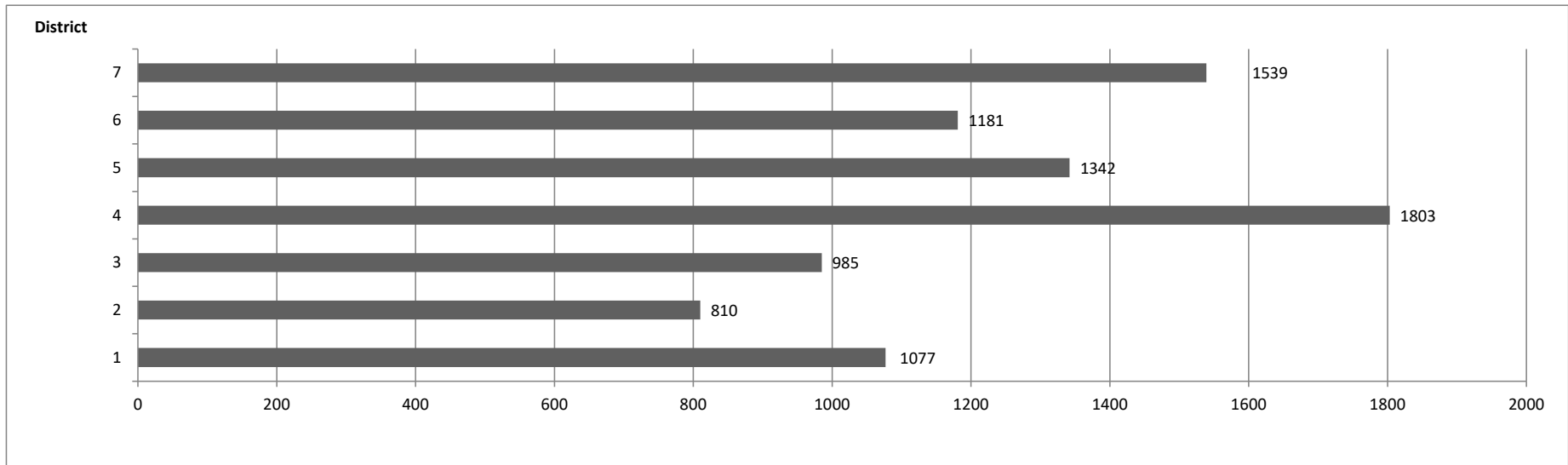
	FY 20-21	FY 21-22
Y-T-D	2960	2850



Pleadings Assigned - Three Year Comparison by Month

	District 1			District 2			District 3			District 4			District 5			District 6			District 7		
	Greenville			Anderson			Orangeburg			Charleston			Florence			Spartanburg			Richland		
	21-22	20-21	19-20	21-22	20-21	19-20	21-22	20-21	19-20	21-22	20-21	19-20	21-22	20-21	19-20	21-22	20-21	19-20	21-22	20-21	19-20
Jul	112	120	99	87	81	84	72	85	123	166	151	183	109	126	136	122	112	137	156	154	140
Aug	93	88	99	67	73	85	101	105	78	174	142	168	112	125	153	101	95	104	134	133	147
Sep	109	87	101	77	70	77	96	107	98	158	162	174	143	128	108	112	113	104	143	169	131
Oct	89	93	115	73	81	90	103	125	76	152	175	187	110	115	124	95	104	121	130	159	142
Nov	96	92	83	66	88	74	95	100	108	144	176	155	112	96	116	84	104	78	116	134	148
Dec	104	90	81	80	68	65	100	115	80	156	168	140	123	132	99	108	96	104	131	141	117
Jan	85	79	98	54	56	69	84	96	78	167	172	186	129	110	104	91	88	88	118	124	110
Feb	93	84	91	75	88	85	87	86	78	170	133	143	105	101	132	108	93	126	145	118	166
Mar	108	125	112	87	93	96	84	118	134	186	201	187	149	132	131	130	106	111	166	164	183
Apr	106	94	90	75	63	78	82	100	90	181	138	150	120	112	136	127	106	100	164	134	140
May	82	90	100	69	69	80	81	85	80	149	134	126	130	110	103	103	98	104	136	126	125
Jun		95	112		74	75		98	91		164	170		117	97		103	109		134	175
Totals	1077	1137	1181	810	904	958	985	1220	1114	1803	1916	1969	1342	1404	1439	1181	1218	1286	1539	1690	1724

Pleadings Assigned by District Year to Date



**Judicial Department Statistcal Report
Statistics For Fiscal Year 2020-2021**

	July	Aug	Sept	Oct	Nov	Dec	Jan	Feb	March	April	May	June	Totals YTD 2020-2021
Claimant Pleadings	550	544	567	607	459	445	455	528	558	493	423	494	6,123
Defense Response to Pleadings	440	435	497	470	473	423	359	356	511	409	393	394	5,160
Defense Pleadings	334	261	288	329	288	287	307	300	341	288	285	303	3,611
Motions	133	196	131	117	111	96	111	135	130	129	124	118	1,531
Form 30	5	18	11	5	12	10	7	12	15	13	14	16	138
FC Hearings Held	4	4	5	2	6	1	12	6	3	6	3	7	59
FC Orders Served	15	4	7	10	4	4	6	6	9	11	6	10	92
Single Comm. Hearings Held	68	86	82	59	56	63	30	114	64	70	68	75	835
Single Comm. Orders Served	201	221	169	188	170	154	194	196	263	248	169	245	2,418
Single Comm. Pre-Hearing Conf Held	38	18	19	36	24	28	16	12	25	18	20	28	282
Consent Orders	316	272	283	248	264	261	260	247	279	257	237	295	3,219
Adminstrative Orders	13	15	9	18	5	61	12	28	14	14	11	16	216
Clincher Conference Requested	148	117	162	155	143	156	118	147	183	148	137	134	1,748
Informal Conference Requested	304	299	268	269	228	181	297	288	305	301	228	301	3,269
Informal Conference Conducted	230	234	165	244	163	190	241	206	184	195	182	232	2,466
Regulatory Mediations	38	26	40	43	35	30	22	21	34	32	32	26	379
Requested Mediations	60	54	47	58	66	30	50	59	77	43	49	54	647
Ordered Mediations	1	0	2	0	1	0	0	1	0	0	0	2	7
Mediation Resolved	47	64	37	56	42	64	51	55	74	61	41	63	655
Mediation Impasse	10	15	12	14	24	22	10	7	22	25	15	15	191
Mediation Held; Issues Pending	0	0	1	1	2	0	0	0	2	1	0	1	8
Claim Settled Prior to Mediation	8	8	8	8	6	20	6	7	15	10	5	14	115
Mediation Not Complete in 60 days	0	3	0	3	1	5	0	1	2	0	6	5	26

TAB 7

COUNTY	July	Aug	Sep	Oct	Nov	Dec	Jan	Feb	Mar	Apr	May	June	County Total	% of State Total
Abbeville	0	0	0	1	1	1	0	1	2	2	1	0	9	0.39%
Aiken	7	7	10	7	7	2	8	3	8	9	4	0	72	3.13%
Allendale	1	2	0	0	0	0	0	0	2	0	0	0	5	0.22%
Anderson	13	10	10	10	10	12	13	15	9	6	11	0	119	5.17%
Bamberg	2	1	1	1	1	1	2	0	1	0	0	0	10	0.43%
Barnwell	0	3	0	2	2	1	2	0	1	1	1	0	13	0.57%
Beaufort	10	9	7	8	11	8	9	10	8	6	7	0	93	4.04%
Berkeley	5	5	7	5	5	10	8	6	7	11	7	0	76	3.30%
Calhoun	0	1	2	0	1	0	1	2	0	0	0	0	7	0.30%
Charleston	11	13	15	13	15	15	15	15	15	15	15	0	157	6.83%
Cherokee	3	1	2	1	5	5	4	1	3	4	2	0	31	1.35%
Chester	0	2	1	0	3	3	2	2	0	4	0	0	17	0.74%
Chesterfield	1	1	1	1	2	1	0	1	1	2	1	0	12	0.52%
Clarendon	3	1	1	1	0	1	3	1	2	0	0	0	13	0.57%
Colleton	1	3	0	4	3	3	3	0	1	2	4	0	24	1.04%
Darlington	2	8	2	1	5	5	4	4	2	1	4	0	38	1.65%
Dillon	3	1	2	0	0	0	0	0	0	2	4	0	12	0.52%
Dorchester	5	5	8	5	7	5	4	5	8	4	8	0	64	2.78%
Edgefield	0	0	0	1	1	5	0	0	1	0	1	0	9	0.39%
Fairfield	3	2	2	3	2	0	1	1	1	1	1	0	17	0.74%
Florence	7	9	12	7	7	7	3	8	5	8	5	0	78	3.39%
Georgetown	2	1	1	1	4	5	4	3	2	3	3	0	29	1.26%
Greenville	15	15	15	13	15	15	15	15	15	15	15	0	163	7.09%
Greenwood	6	2	7	6	3	3	2	2	4	4	2	0	41	1.78%
Hampton	0	5	0	1	2	2	1	0	0	2	0	0	13	0.57%
Horry	8	9	14	9	11	10	8	12	13	12	12	0	118	5.13%
Jasper	1	1	3	2	0	2	1	1	1	4	3	0	19	0.83%
Kershaw	5	3	7	4	1	5	3	2	0	4	4	0	38	1.65%
Lancaster	1	2	3	3	3	5	3	4	3	5	2	0	34	1.48%
Laurens	2	1	3	5	7	6	2	2	6	3	2	0	39	1.70%
Lee	1	0	0	2	0	1	0	0	0	0	0	0	4	0.17%
Lexington	15	17	15	13	15	15	16	15	15	15	15	0	166	7.22%
Marion	0	2	1	0	1	5	3	1	2	1	0	0	16	0.70%
Marlboro	3	1	1	1	1	0	0	1	1	0	0	0	9	0.39%
McCormick	0	1	1	0	0	1	0	1	0	0	0	0	4	0.17%
Newberry	2	1	4	5	1	2	3	5	2	5	3	0	33	1.43%
Oconee	2	3	2	5	9	6	9	8	0	5	6	0	55	2.39%
Orangeburg	5	8	7	9	4	8	4	8	4	6	9	0	72	3.13%
Pickens	8	9	4	6	5	2	1	4	4	3	5	0	51	2.22%
Richland	12	10	15	15	16	15	15	15	15	15	10	0	153	6.65%
Saluda	1	2	2	1	0	2	1	0	2	1	1	0	13	0.57%
Spartanburg	13	15	10	15	15	15	14	15	15	15	11	0	153	6.65%
Sumter	11	4	9	7	4	5	6	7	3	3	6	0	65	2.83%
Union	0	0	4	3	2	0	1	0	2	1	3	0	16	0.70%
Williamsburg	1	6	3	2	5	1	5	1	4	2	1	0	31	1.35%
York	9	6	6	7	9	7	5	9	12	6	13	0	89	3.87%
Monthly Totals	200	208	220	206	221	223	204	206	202	208	202	0	2300	100.00%



Outcome Date Range

7/1/2021 5/31/2022

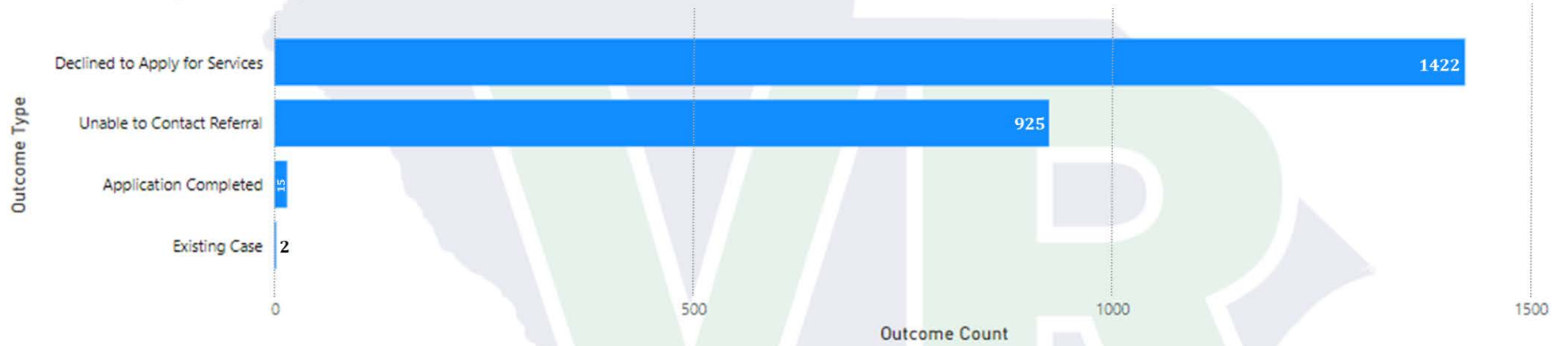
Area Office

All

Referring Organization

SC Workers Compensation

Outcome Count by Outcome Type



Outcome Type	*Outcome Count
Declined to Apply for Services	1422
Unable to Contact Referral	925
Application Completed	15
Existing Case	2
Total	2364

* These outcomes counts represent referrals from SFY 2021 and SFY 2022

TAB 8

State of South Carolina



Workers' Compensation Commission

Executive Director's Report June 20, 2022

Audit FY 2021-22

Met with representatives of the State Auditor's office to discuss the information request to conduct the audit and researched and responded to their request for information.

2022 Medical Services Provider Manual (MSPM)

FairHealth notified the HCPCS section in the 2022 MSPM contained errors in 81 codes. This section has 4,700 codes. The error occurred due to a mismatch that caused an inclusion of a fee rather than IC (Individual Consideration). The corrections were made in line with the approval given by the Commission in March. All holders of the 2022 MSPM have been sent a corrected HCPCS section.

Hearing Rooms – Audio Visual Equipment

Completion is pending delivery of parts.

Meetings/Activities

Participated in six interviews of applicants for the IT Director; met with the Employee of the Year Selection Committee; was a guest speaker at the SC Occupational Nurses Association meeting; and participated in two meetings with representatives from DTO to discuss the search parameters for responding to an FOIA request.

Constituent /Public Information Services

For the month of March the Executive Director's Office and the General Counsel's office had 125 contacts with stakeholders.

Financial Transactions Activity

During the month of May the Director's office processed and approved 20 travel expense reports, 126 invoices, and 42 deposits for DOA to process in the SCIES system.

SCWCC Stakeholder Electronic Distribution List

For the month of April, we added one individual. A total of 687 individuals currently receives notifications from the Commission.

Advisory Notices

During the month of May, we did not post any advisory notices on the Commission's website and emailed it to the distribution list.

TAB 9

State of South Carolina

1333 Main Street, 5th Floor
P.O. Box 1715
Columbia, S.C. 29202-1715



TEL: (803) 737-5700
www.wcc.sc.gov

Workers' Compensation Commission

MEMORANDUM

TO: COMMISSIONERS

FROM: Gary Cannon
Executive Director

DATE: May 16, 2022

RE: FINANCIAL REPORT – FY Period ending May 31, 2022

Attached is the Budget vs. Actual Report for the General Fund and Earmarked Fund and the Revenue Report for the fiscal year period ending May 31, 2022. The benchmark for this period is 92%.

Expenditures

The year-to-date General Fund total expenditure is \$2,334,264, which is 80% of adjusted the operational budget.

The year-to-date Earmarked Fund total expenditure is \$3,310,071 which is 60% of budgeted amount.

Revenues

The year-to-date total revenue collected by the Earmarked Fund is \$2,395,205 which is 76% of budgeted revenues.

Self-Insurance Tax Funds

To date we have received \$ 4,969,435 of Self-Insurance Tax funds.

South Carolina Workers' Compensation Commission
Budget vs. Actual Report
FY 2022 As of 5/31/2022
92% of year elapsed

Fund 10010000 - GENERAL FUND

Administration

Commitment Item	Commitment Item Description	Current Budget	YTD Expenditures	% Used	Commitments	Remaining Balance
501015	DIRECTOR	142,153	130,307	92%		11,846
501058	CLASSIFIED POS	49,235				49,235
512001	OTHER OPERATING	323,033				
Total OTHER OPERATING:		323,033				323,033
Total Administration:		514,421	130,307	25%	0	384,114

Inform. services

Commitment Item	Commitment Item Description	Current Budget	YTD Expenditures	% Used	Commitments	Remaining Balance
5030067130	EQUIP&SUPP- EUC		22,828			
Total OTHER OPERATING:			22,828		0	-22,828
Total Inform. services:			22,828		0	-22,828

Claims

Commitment Item	Commitment Item Description	Current Budget	YTD Expenditures	% Used	Commitments	Remaining Balance
501058	CLASSIFIED POS	82,579	75,697	92%		6,882
Total Claims:		82,579	75,697	92%	0	6,882

Commissioners

Commitment Item	Commitment Item Description	Current Budget	YTD Expenditures	% Used	Commitments	Remaining Balance
501026	CHAIRMAN	172,258	157,903	92%		14,355
501033	COMMISSIONER	1,003,438	919,814	92%		83,624
501050	TAXABLE SUBS	70,000	52,028	74%		17,972
501058	CLASSIFIED POS	353,625	324,540	92%		29,085
501070	OTH PERS SVC		22,833		0	-22,833
5050041000	HR-IN ST-AUTO MILES				945	
5050080000	IN ST-SUBSIST ALLOW				1,824	
Total OTHER OPERATING:					2,769	-2,769
Total Commissioners:		1,599,321	1,477,118	92%	2,769	119,434

South Carolina Workers' Compensation Commission
Budget vs. Actual Report
FY 2022 As of 5/31/2022
92% of year elapsed

Fund 10010000 - GENERAL FUND

Information Services FY18

Commitment Item	Commitment Item Description	Current Budget	YTD Expenditures	% Used	Commitments	Remaining Balance
561000	Special Item	1,695,084	0	0	0	1,695,084
Total Information Services FY18:		1,695,084	0	0	0	1,695,084

Insurance & Medical

Commitment Item	Commitment Item Description	Current Budget	YTD Expenditures	% Used	Commitments	Remaining Balance
501058	CLASSIFIED POS	31,365	28,751	92%		2,614
Total Insurance & Medical:		31,365	28,751	92%		2,614

Judicial

Commitment Item	Commitment Item Description	Current Budget	YTD Expenditures	% Used	Commitments	Remaining Balance
501058	CLASSIFIED POS	746				746
512001	OTHER OPERATING	29,852				
5021010005	LEGAL SRV-REPORTER		863			
Total OTHER OPERATING:		29,852	863	3%	0	28,990
Total Judicial:		30,598	863	3%	0	29,736

Employer Contributions

Commitment Item	Commitment Item Description	Current Budget	YTD Expenditures	% Used	Commitments	Remaining Balance
513000	EMPLOYER CONTRIB	647,804	598,701	92%		49,103
Total Employer Contributions:		647,804	598,701	92%		49,103

Total GENERAL FUND:		4,601,172	2,334,264	51%	2,769	2,264,139
----------------------------	--	------------------	------------------	------------	--------------	------------------

South Carolina Workers' Compensation Commission
Budget vs. Actual Report
FY 2022 As of 5/31/2022
92% of year elapsed

Fund 31C30000 - COVID-19 RESP RESERV

Inform. services

Commitment Item	Commitment Item Description	Current Budget	YTD Expenditures	% Used	Commitments	Remaining Balance
512001	OTHER OPERATING	100,000				
5030067130	EQUIP&SUPP- EUC		11,273			
	Total OTHER OPERATING:	100,000	11,273	11%	0	88,727
	Total Inform. services:	100,000	11,273	11%	0	88,727
	Total COVID-19 RESP RESERV:	100,000	11,273	11%	0	88,727

South Carolina Workers' Compensation Commission
Budget vs. Actual Report
FY 2022 As of 5/31/2022
92% of year elapsed

Fund 38440000 - EARMARKED FUND

Administration

Commitment Item	Commitment Item Description	Current Budget	YTD Expenditures	% Used	Commitments	Remaining Balance
501058	CLASSIFIED POS	791,985	181,224	23%		610,761
501070	OTH PERS SVC	41,000	3,188	8%		37,812
512001	OTHER OPERATING	2,282,671				
5020030000	PRINT / BIND / ADV		106			
5020120000	CELLULAR PHONE SVCS		1,863			
5021010003	LEGAL SRV-TRANSCRIPT		414			
5021020000	ATTORNEY FEES		29,988			
5021410000	EDUC & TRNG-STATE		75			
5021450000	MOTOR VEHICLE SVCS		72			
5021479207	JANITORIAL		62			
5021490000	AUDIT ACCT FINANCE		130			
5021530000	CATERED MEALS		323			
5021540000	NON-IT OTHER PRO SRV		5,660			
5021540001	PROF SRV-LANG INTER		68		32	
5024990000	OTH CNT-NON-IT & REA		842			
5030010000	OFFICE SUPPLIES		4,576			
5030010002	OFF SUP - MIN OFF EQ		9			
5030010004	SUBSCRIPTIONS		9,227			
5030030000	PRINTED ITEMS		3,988			
5030050000	PHOTO & VISUAL SUPP		134			
5030067101	PRGM LIC - APP SUPP		38,973		4,967	
5030067110	EQUIP&SUPP- DATA NET		133			
5030067130	EQUIP&SUPP- EUC		102,800			
5030067131	PLM- EUC		1,516			
5030067170	EQUIP&SUPP- PRINT EU		11,574		1,080	
5030070000	POSTAGE		21,973			
5031010001	FURNISHINGS		1,909			
5031010003	KITCHEN UTENSILS		243			
5031479203	JANITORIAL SUPPLIES		117			
5031639500	OTH SECURTY EXP SUPL		6			
5032410000	MED/SCIENT/LAB SUPP		151			
5032820000	INSTRUCTIONAL MAT		748			

South Carolina Workers' Compensation Commission
Budget vs. Actual Report
FY 2022 As of 5/31/2022
92% of year elapsed

Fund 38440000 - EARMARKED FUND

5033090000	EMPLOYEE RECOG AWARD		3,082			
5033990000	OTHER SUPPLIES		228			
5040060000	ST RENT-NON ST BLDG		314,964		1,128	
5040070000	RENT-ST OWN RL PROP		120			
5040490002	RENT-OTH-ROOM&VID		400			
5040490003	RENT PO BOX		1,544			
5040490009	RENT PARKING		14,238		1,593	
5040510000	INSURANCE-STATE		5,225			
5041010000	DUES & MEMBER FEES		6,384			
5041020000	FEES AND FINES		75			
5041020001	FF - BACKGRD CK		26			
5041840000	LEASE BLDG PRINCIPAL		0		72,629	
5041850000	LEASE BLDG INTEREST		0		2,003	
5050010000	IN ST-MEALS-NON-REP		1,290			
5050020000	IN ST-LODGING		4,512			
5050041000	HR-IN ST-AUTO MILES		2,709		104	
5050060000	IN ST-MISC TR EXP		153			
5050070000	IN ST-REGISTR FEES		1,329			
5050510000	OUT ST-MEALS-NON-REP		170			
5050570000	OUT ST-REGISTR FEES		930			
5051520000	REPORTABLE MEALS		17			
5051540000	LEASED CAR-ST OWNED		32,298			
Total OTHER OPERATING:		2,282,671	627,373	27%	83,536	1,571,763
Total Administration:		3,115,656	811,786	26%	83,536	2,220,335

Executive director

Commitment Item	Commitment Item Description	Current Budget	YTD Expenditures	% Used	Commitments	Remaining Balance
Total Executive director:					0	0

Inform. services

Commitment Item	Commitment Item Description	Current Budget	YTD Expenditures	% Used	Commitments	Remaining Balance
501058	CLASSIFIED POS		324,441			-324,441
501070	OTH PERS SVC		3,000			-3,000

South Carolina Workers' Compensation Commission
Budget vs. Actual Report
FY 2022 As of 5/31/2022
92% of year elapsed

Fund 38440000 - EARMARKED FUND

5020010001	OFF EQ SRV-NON-IT PL				1,296	
5020077100	SERVICES- APP SUP		17,695		73,823	
5020077110	SERVICES- DATA NET		125			
5020077170	SERVICES- PRINT EU		1,130			
5020077200	SERVICES- SERVERS		5,915			
5020077220	SERVICES- VOICENET		16,860		6,480	
5020077240	DP SERVICES – STATE		196,093			
5021330003	CONTR-STATE		39,000			
5021469316	SECURITY ALARM SRVC		2,838			
5024990000	OTH CNT-NON-IT & REA				4,822	
5030010000	OFFICE SUPPLIES		3,230			
5030010003	OFF SUP&EQ-NON-IT PL				8,666	
5030010004	SUBSCRIPTIONS		395			
5030067101	PRGM LIC - APP SUPP		18,032			
5030067110	EQUIP&SUPP- DATA NET		1,271			
5030067130	EQUIP&SUPP- EUC		4,222		4,650	
5030067131	PLM- EUC		1,175			
5030067141	PLM- ITSD		9,590			
5030067170	EQUIP&SUPP- PRINT EU		4,760		2,440	
5030067211	PLM- STORAGE		50			
5030090000	COMMUNICATION SUPP		1,300			
5031010000	LAUNDRY SUPPLIES		53			
5031469316	SCRTY ALRM SYS SUPPL		425			
5040057000	CONTINGNT RENT - IT		3,891		-	
5041010000	DUES & MEMBER FEES		100			
5050010000	IN ST-MEALS-NON-REP		285			
5050020000	IN ST-LODGING		1,323			
5050041000	HR-IN ST-AUTO MILES		554			
5050050000	IN ST-OTHER TRANS		554			
5050070000	IN ST-REGISTR FEES		1,874			
5050510000	OUT ST-MEALS-NON-REP		100			
5050520000	OUT ST-LODGING		1,032			
5050531000	HR-OUT ST-AIR TRANS		498			
5050550000	OUT ST-OTHER TRANS		260			
5050560000	OUT ST-MISC TR EXPEN		120			

South Carolina Workers' Compensation Commission
Budget vs. Actual Report
FY 2022 As of 5/31/2022
92% of year elapsed

Fund 38440000 - EARMARKED FUND

Total OTHER OPERATING:		334,750	102,177	-436,927
Total Inform. services:		662,191	102,177	-764,368

Claims

Commitment Item	Commitment Item Description	Current Budget	YTD Expenditures	% Used	Commitments	Remaining Balance
501058	CLASSIFIED POS	280,850	202,840	72%		78,010
501070	OTH PERS SVC		4,000			-4,000
512001	OTHER OPERATING	19,700				
5030010000	OFFICE SUPPLIES		22			
5040510000	INSURANCE-STATE		2,613			
5050020000	IN ST-LODGING		164			
Total OTHER OPERATING:		19,700	2,798	14%	0	16,902
Total Claims:		300,550	209,638	70%	0	90,912

South Carolina Workers' Compensation Commission
Budget vs. Actual Report
FY 2022 As of 5/31/2022
92% of year elapsed

Fund 38440000 - EARMARKED FUND

Commissioners

Commitment Item	Commitment Item Description	Current Budget	YTD Expenditures	% Used	Commitments	Remaining Balance
501033	COMMISSIONER		-254			254
501050	TAXABLE SUBS	60,000				60,000
501070	OTH PERS SVC	10,000	462	5%	0	9,538
512001	OTHER OPERATING	230,700				
5020077112	NCV- DATA NET		1,026			
5020080000	FREIGHT EXPRESS DELV		228			
5020120000	CELLULAR PHONE SVCS		19,566			
5021010003	LEGAL SRV-TRANSCRIPT		2,356			
5021010005	LEGAL SRV-REPORTER		58,610			
5021410000	EDUC & TRNG-STATE		150			
5021540000	NON-IT OTHER PRO SRV		345			
5021540001	PROF SRV-LANG INTER		150			
5030010000	OFFICE SUPPLIES		120			
5030090000	COMMUNICATION SUPP		1,050			
5040510000	INSURANCE-STATE		15,385			
5050010000	IN ST-MEALS-NON-REP		1,106			
5050020000	IN ST-LODGING		3,711			
5050031000	HR-IN ST-AIR TRANS		82			
5050040000	IN ST-AUTO MILEAGE		206			
5050041000	HR-IN ST-AUTO MILES		16,991			
5050060000	IN ST-MISC TR EXP		265			
5050080000	IN ST-SUBSIST ALLOW		8,646			
5050510000	OUT ST-MEALS-NON-REP		85			
5050570000	OUT ST-REGISTR FEES		565			
Total OTHER OPERATING:		230,700	130,643	57%	0	100,057
Total Commissioners:		300,700	130,851	44%	0	169,849

South Carolina Workers' Compensation Commission
Budget vs. Actual Report
FY 2022 As of 5/31/2022
92% of year elapsed

Fund 38440000 - EARMARKED FUND

Insurance & Medical

Commitment Item	Commitment Item Description	Current Budget	YTD Expenditures	% Used	Commitments	Remaining Balance
501058	CLASSIFIED POS	435,902	341,993	78%		93,909
501070	OTH PERS SVC	31,200	14,911	48%		16,289
512001	OTHER OPERATING	54,500				
5020080000	FREIGHT EXPRESS DELV		78			
5021540000	NON-IT OTHER PRO SRV		18,715			
5024990000	OTH CNT-NON-IT & REA		940			
5030010000	OFFICE SUPPLIES		321			
5030010004	SUBSCRIPTIONS		782			
5030030000	PRINTED ITEMS		421			
5030070000	POSTAGE		15			
5040510000	INSURANCE-STATE		3,193			
5050010000	IN ST-MEALS-NON-REP		224			
5050020000	IN ST-LODGING		2,347			
5050031000	HR-IN ST-AIR TRANS		288			
5050041000	HR-IN ST-AUTO MILES		973			
5050050000	IN ST-OTHER TRANS		87			
5050060000	IN ST-MISC TR EXP		102			
5050070000	IN ST-REGISTR FEES		350			
5050510000	OUT ST-MEALS-NON-REP		85			
5050570000	OUT ST-REGISTR FEES		415			
Total OTHER OPERATING:		54,500	29,336	54%	0	25,164
Total Insurance & Medical:		521,602	386,240	74%	0	135,362

South Carolina Workers' Compensation Commission
Budget vs. Actual Report
FY 2022 As of 5/31/2022
92% of year elapsed

Fund 38440000 - EARMARKED FUND

Judicial

Commitment Item	Commitment Item Description	Current Budget	YTD Expenditures	% Used	Commitments	Remaining Balance
501058	CLASSIFIED POS	470,084	417,794	89%		52,290
501070	OTH PERS SVC	62,193	43,476	70%		18,717
512001	OTHER OPERATING	12,800				
5021010003	LEGAL SRV-TRANSCRIPT		254			
5021010005	LEGAL SRV-REPORTER		3,200			
5030010000	OFFICE SUPPLIES		149			
5030067130	EQUIP&SUPP- EUC		167			
5030070000	POSTAGE		4,000			
5040490008	RENT POSTAGE EQUIP		2,145			
5040510000	INSURANCE-STATE		2,613			
5050020000	IN ST-LODGING		164			
Total OTHER OPERATING:		12,800	12,692	99%	0	108
Total Judicial:		545,077	473,962	87%	0	71,115

Employer Contributions

Commitment Item	Commitment Item Description	Current Budget	YTD Expenditures	% Used	Commitments	Remaining Balance
513000	EMPLOYER CONTRIB	724,260	635,404	88%	0	88,856
Total Employer Contributions:		724,260	635,404	88%	0	88,856

Total EARMARKED FUND:		5,507,845	3,310,071	60%	185,713	2,012,061
------------------------------	--	------------------	------------------	------------	----------------	------------------

South Carolina Workers' Compensation Commission
Commitments
FY 2022 As of 5/31/2022

Fund 38440000 - EARMARKED FUND

Administration

Commitment Item	Commitment Item Description	Vendor	Commitment
5021540001	PROF SRV-LANG INTER	GLOBAL INTERPRETING NETWORK INC	32
5030067101	PRGM LIC - APP SUPP	WEST PUBLISHING CORPORATION	4,967
5040060000	ST RENT-NON ST BLDG	GALIUM 1333 MAIN LLC	1,128
5040490009	RENT PARKING	REPUBLIC PARKING SYSTEM INC	1,593
5041840000	LEASE BLDG PRINCIPAL	GALIUM 1333 MAIN LLC	72,629
5041850000	LEASE BLDG INTEREST	GALIUM 1333 MAIN LLC	2,003
Total Administration:			82,352

Inform. services

Commitment Item	Commitment Item Description	Vendor	Commitment
5020010001	OFF EQ SRV-NON-IT PL	SUMMIT SOLUTIONZ INC	1,296
5020077100	SERVICES- APP SUP	INSURANCE SERVICES OFFICE INC	62,640
5020077220	SERVICES- VOICENET	NWN CORPORATION	6,480
5024990000	OTH CNT-NON-IT & REA	SUMMIT SOLUTIONZ INC	4,822
5030010003	OFF SUP&EQ-NON-IT PL	SUMMIT SOLUTIONZ INC	8,666
5030067130	EQUIP&SUPP- EUC	KEYMARK INC	4,650
5030067170	EQUIP&SUPP- PRINT EU	US INK AND TONER INC	2,440
Total Inform. services:			90,994

Total EARMARKED FUND:	185,610
------------------------------	----------------

Any items with vendor "Not assigned" are pending financial adjustments. Any commitment on the Budget vs. Actual Report that is missing from this list is a travel commitment.

South Carolina Workers' Compensation Commission
Earmarked Fund Revenues
FY 2022 As of 5/31/2022
92% of year elapsed

Account	Acct No.	Budget	YTD Actual Revenue	% of Budget
WORKERS' COMP HEARING FEE	4110090000	1,091,322	909,900	83%
W COMP SELF INS APPL FEE	4160040000	26,555	7,200	27%
W COMP FILING VIOL PENALTY	4223030000	1,985,476	1,357,075	68%
PARKING FEE	4350040000	5,900	12,335	209%
W COMP AWARD REVIEW FEE	4350140000	32,251	22,250	69%
TRNG CONF REG FEE	4380020000		800	
PHOTOCOPYING FEE	4380050000	25,300	80,706	319%
SALE OF SERVICES	4480020000		2,300	
SALE OF LISTINGS & LABELS	4480060000	4,187	2,403	57%
REFUND PRIOR YR EXPENDITURE	4520010000		11	
RETURNED CHECKS	4530010000		(25)	
ADJUSTMENT TO AGENCY DEPOSITS	4530020000			
MISC REVENUE	4530030000		250	
Total Revenues		3,170,991	2,395,205	76%

Self Insurance Tax		2,500,000	4,969,435	199%
---------------------------	--	------------------	------------------	-------------

Total		5,670,991	7,364,418	130%
--------------	--	------------------	------------------	-------------

TAB 10

Memorandum

TO: Commissioners

FROM: Gary M Cannon

DATE: June 20th, 2022

RE: Court Reporter Use Policy Amendments

Attached is a copy of the Court Reporter Use Policy with the revised language requested by the Commissioners.

Fee For Services

The first hour flat rate is increased to \$100.00. Each hour thereafter will be paid at a rate of \$50.00 per hour.

Fee for Services for Travel

The threshold of traveling 200 miles round trip was deleted and the Commission will pay a minimum of \$35.00 per hour for travel time to and from the hearing.

Cancellation Fee

The cancellation fee was increased to \$100.00 and the notice of the cancellation was increased to less than 48 hours.

Short Notice Fee

The fee for short notice for appearing is increased to \$100.00. A short notice is any notice given in less than 48 hours.

All other provisions remain as previously approved by the Commission.

State of South Carolina

1333 Main Street, 5th Floor
P.O. Box 1715
Columbia, S.C. 29202-1715



TEL: (803) 737-5700
FAX: (803) 737-5764

Workers' Compensation Commission

S.C. Workers' Compensation Commission Administrative Policies and Procedures

June 20, 2022

Use of Court Reporter Services

Use of Court Reporters. The Commission may contract for court reporting services for the purposes of steno graphically report Commission hearings at any facility located within the Hearing Districts that is used by the Commission to conduct Workers' Compensation proceedings. (S.C. Code Ann. Section 42-3-170).

Reporters as Independent Contractors. It shall be the policy of the Commission to utilize court reporter services from private independent contractors for court reporters ("Reporter"). The Reporter shall not be an employee of the Commission.

Equipment. Each Reporter shall use and furnish at Reporter's expense Reporter's own recording equipment, computers, tools, tapes, supplies, and materials. The Reporter shall maintain equipment to provide services. The Reporter shall have the ability to troubleshoot and repair equipment with no assistance if equipment malfunctions. As necessary, the Reporter shall have the ability to provide replacement equipment in a timely manner that does not materially disrupt the proceedings.

Designation. The Commission shall establish and maintain a list of designated court reporters that are qualified pursuant to the Minimum Qualifications and Experience set forth in this policy to perform services for Commission. The Commission shall only contract for services with designated court reporters. A court reporter may apply for qualification with the Commission in writing to the Executive Director, certifying the qualifications they meet pursuant to paragraph 2.4.

List of Court Reporters. The Commission will establish a list of eligible court reporters for use by the Commissioners. The Commission will establish minimum qualifications and experience for a Reporter to be eligible for inclusion on the list of eligible court reporters. The Commissioner will select a Court Reporter for use at a single Commissioner hearing from the list of eligible

reporters. The Judicial Department shall be responsible for selecting a Court Reporter for the Appellate Panel Hearings from the list of eligible reporters.

Minimum Qualifications and Experience. To be eligible to provide court reporting services to the Commission the Reporter must meet the following minimum qualifications and experience. High school diploma or G.E.D. and a degree in court reporting OR certification as a proficient stenotype writer from an accredited school OR Court reporting institution qualifications such as a Registered Professional Reporter (RPR) or a Certified Verbatim Reporter (CVR); or four (4) years prime court reporting experience; a thorough knowledge of legal terminology and considerable knowledge of hearing procedures and preparation of complex legal records or any combination of the minimum qualifications and experience.

Fee for Services. The Commission shall pay an hourly rate to the court reporter for attending the scheduled hearing(s). The first hour shall be paid at a flat rate of \$100.00, no partial hour payment. The Commission will pay \$50.00 for each hour thereafter the Reporter is present at the hearing. After the first hour, hours shall be paid by quarter hour increments. Payment for the hour begins with the first hour of the scheduled hearing on the docket or when the Commissioner opens the proceedings and goes on the record, whichever occurs first.

Fee for Services for Travel More. The Commission shall pay a minimum of \$35.00 per hour for travel time for the court reporter to travel to and from the hearing.

Cancellation Fee. The Commission shall pay a cancellation fee of \$ \$100.00 for notice of cancellation of scheduled Workers' Compensation proceedings when notice is given less than 48 hours in advance.

Short Notice Fee. The Commission will pay a short notice fee of \$100.00 in addition to the regular rate of pay if Commission utilizes a Reporter's Services on short notice, required to fill a cancellation, or as otherwise needed. Short notice is any notice given in less than 48 hours.

Scheduling. Each Commissioner or Commissioner's Assistant shall be responsible for obtaining the services of a Reporter on the list of eligible reporters for the Commissioner's hearings. The Judicial Department shall be responsible for obtaining the services of a Reporter for Appellate Hearings. The billing rate for Appellate Hearings shall be the same as the billing rate for an individual Commissioner hearing.

Preparation of Transcript. The written transcript shall be prepared in the manner prescribed by the Court Reporters Manual published by the Office of Court Administration as required by Rule 607(c), SCACR.

Per Page Charge (ordinary charge). The Commission shall not pay more than \$2.50 per page for written transcripts requested by the Commission except for expedited processing. The party requesting the transcript pays for the cost of the original transcript and one copy at the prevailing rate per page, but not more than \$2.50 per page. The original transcript will be provided to Commission at no cost to the Commission.

Recordings. Recordings of the proceedings of hearings are the property of the Reporter. The Reporter shall retain a primary and back-up copy of proceedings for a period of at least 3 years after the date of the proceeding if no transcript was requested. If a transcript was requested the Reporter shall retain a copy for a period of at least 30 days after original transcript is sent to requesting party.

Expedited Processing Fee. The Commission will pay increased rates per page based on the schedule of delivery options as follows: (1) Ordinary rate – 30 calendar days after receipt of order; (2) 14-Day Rate – a maximum of \$3.50 per page for transcripts scheduled to be delivered on or before 14 calendar days after receipt of order; (3) Expedited Rate a maximum of \$4.50 per page for transcripts scheduled to be delivered on or before 7 calendar days after receipt of order; (4) Daily Rate – a maximum of \$5.50 per page for transcripts scheduled to be delivered on or before the morning following adjournment; (5) Hourly Rate (ordered unusual circumstances) – a maximum of \$6.50 per page for transcripts scheduled to be delivered within 2 hours. The maximum per page is \$6.50.

When a party to a proceeding requests an expedited processing of a transcript, the remaining parties shall have the option of receiving expedited delivery of a copy for the same expedited processing fee. Otherwise, the ordinary charge and delivery schedule shall apply.

Maximum Allowable Charge. The Commission will pay increased rates per page based on a schedule of delivery options. The maximum amount the Commission will pay is \$6.50 per page.

Other Fees. The Reporter may designate fees other than those listed herein and such fees to be charged shall be agreed upon by Reporter and the requesting party.

Invoices. The Reporter will remit the invoice for services to the Commissioner's office that was responsible for ordering the services and for whom the services were performed. The Commissioner will be responsible for reviewing the invoice, verifying the amount, approving for payment and forwarding to the Director of Administration for payment. Invoices will not be paid unless authorized by a Commissioner.

TAB 11

Memorandum

TO: The South Carolina Workers' Compensation Commission

FROM: J. Keith Roberts, General Counsel

DATE: June 20th, 2022

RE: Notice of Drafting Proposed Changes to Reg. 67-610

For over a year, the Chairman has been conducting regular meetings with four attorneys who represent a variety of the Commission's stakeholders. The stakeholders have requested that the Commission consider amending its regulations to make it easier to add or remove a party to a claim in which a hearing has been or will be requested.

Following extensive input, the stakeholders agreed to the proposed amendments to the language outlined in the attachment labeled "Reg Change 67-610 State Register Format". To begin the process of amending the regulation in accordance with the Administrative Procedures Act, the Commission must file a Notice of Drafting with the State Register. We have been advised by staff from Legislative Counsel that best practice is to publish the Notice of Drafting in the July State Register to allow sufficient time for the lengthy process of amending the regulation to be submitted to the General Assembly. To be published in the July State Register, documents must be submitted no later than July 8th, 2022.

Attached are the proposed Notice of Drafting packet and language agreed to by our stakeholders. Staff recommends that the Commission vote to approve filing the Notice of Drafting packet for publication in the July State Register. This is the first step in the regulatory amendment process. There will be numerous opportunities to edit or amend the proposed language of the regulation prior to it being finalized for submission to the General Assembly. At this juncture, staff only needs Commission approval to file the Notice of Drafting packet with the State Register.

I am available to discuss if you have questions or concerns.