



SC Workers' Compensation Commission

Full Commission Business Meeting

April 19, 2022

<b>1</b>	<b>Approval of Minutes of Business Meeting of March 21, 2022</b>
<b>2</b>	<b>Self-Insurance</b>
<b>3</b>	<b>Human Resources</b>
<b>4</b>	<b>Information Services</b>
<b>5</b>	<b>Insurance and Medical Services</b>
<b>6</b>	<b>Claims</b>
<b>7</b>	<b>Judicial</b>
<b>8</b>	<b>Vocational Rehabilitation</b>
<b>9</b>	<b>Executive Director's Report</b>
<b>10</b>	<b>Financial Report</b>

## A G E N D A

### SOUTH CAROLINA WORKERS' COMPENSATION COMMISSION

1333 Main Street, 5<sup>th</sup> Floor  
Columbia, South Carolina 29201

**April 19, 2022 10:30 a.m.**

#### Meeting to be held in Hearing Room A

*This meeting agenda was posted prior to the meeting and proper advance notice was made to all concerned parties in compliance with requirements in the Freedom of Information Act.*

- |   |  |
|---|--|
| 1. CALL TO ORDER  | CHAIRMAN BECK  |
| 2. APPROVAL OF AGENDA OF BUSINESS MEETING OF, APRIL 19, 2022  | CHAIRMAN BECK  |
| 3. APPROVAL OF MINUTES OF THE BUSINESS MEETING OF MARCH 21, 2022, (Tab 1)   | CHAIRMAN BECK  |
| 4. GENERAL ANNOUNCEMENTS  | MR. CANNON   |
| 5. APPLICATIONS FOR APPROVAL TO SELF-INSURE (Tab 2)   | MS. BROWN  |
| 6. DEPARTMENT DIRECTORS' REPORTS<br>Human Resources (Tab 3)<br>Information Services (Tab 4)<br>Insurance and Medical Services (Tab 5)<br>Claims (Tab 6)<br>Judicial (Tab 7) | MS. WARD<br>MS. SPRANG<br>MR. DUCOTE<br>MS. SPANN<br>MS. BRACY |
| 7. DEPARTMENT OF VOCATIONAL REHABILITATION<br>Monthly Report (Tab 8)  | MR. CANNON   |
| 8. EXECUTIVE DIRECTOR'S REPORT (Tab 9)  | MR. CANNON   |
| 9. FINANCIAL REPORT (Tab 10)  | MR. CANNON   |
| 10. OLD BUSINESS  | CHAIRMAN BECK  |
| 11. NEW BUSINESS  | CHAIRMAN BECK  |
| 12. EXECUTIVE SESSION<br>General Counsel has requested an Executive Session to discuss pending litigation.  | CHAIRMAN BECK  |
| 12. ADJOURNMENT   | CHAIRMAN BECK  |

THE  
SOUTH CAROLINA WORKERS'  
COMPENSATION COMMISSION  
BUSINESS MEETING  
**March 21, 2022**

A Business Meeting of the South Carolina Workers' Compensation Commission was held in Hearing Room A of the Workers' Compensation Commission on Monday, March 21<sup>st</sup>, 2022, at 10:30 a.m. The meeting agenda was posted prior to the meeting and proper advance notice was made to all concerned parties in compliance with requirements in the Freedom of Information Act. The following Commissioners were present:

T. SCOTT BECK, CHAIRMAN  
SUSAN S. BARDEN, VICE CHAIR  
R. MICHAEL CAMPBELL, II, COMMISSIONER  
MELODY L. JAMES, COMMISSIONER  
GENE MCCASKILL, COMMISSIONER  
AISHA TAYLOR, COMMISSIONER  
AVERY B. WILKERSON, JR., COMMISSIONER

Present also were: Gary Cannon, Executive Director; Keith Roberts, General Counsel, Christy Brown, Self-Insurance Director; Amy Bracy, Judicial Director; Wayne Ducote, Insurance & Medical Services Director; Sonji Spann, Claims Director; Kristen Mcree, Staff Attorney; Kim Falls, Business Analyst; Bridget Amick, Medical Bill Specialist; Shawnee Debruhl, Administrative Assistant, Patty Lundy, Administrative Assistant; Martin Streett, Judicial Assistant; Bonnie Anzelmo, Injured Workers' Advocates, and Ted Riley, Esq. In addition, Christine O'Donnell, Donna Smith, and Joel Brill, of the FairHealth team attended via Microsoft Teams.

Chairman Beck called the meeting to order at 10:46 a.m.

**AGENDA**

Commissioner Barden moved that the agenda be approved. Commissioner McCaskill seconded the motion, and the motion was approved.

**APPROVAL OF MINUTES – BUSINESS MEETING OF February 22, 2022**

Commissioner Barden moved that the minutes of the Business Meeting of February 22, 2022, be approved. Commissioner James seconded the motion, and the motion was approved.

**GENERAL ANNOUNCEMENTS**

There were no General Announcements.

**APPLICATIONS FOR APPROVAL TO SELF-INSURE**

Self-insurance applications were presented by Christy Brown, Self-Insurance Director. **Six (6)** prospective members of **One (1)** fund was presented to the Commission for approval. The applications were:

**South Carolina Home Builders SIF**

Carolina Seal & Stripe LLC  
Caliber Contractors Inc  
Charles Greg Shepherd DBA TAG Electrical LLC  
Hammered Construction  
JDM Services LLC  
Palmetto Painting Contractors LLC

After examination of the applications, it was determined that each complied with the Commission's requirements, and each was recommended for approval. Commissioner Wilkerson made the motion to approve the applications to self-insure, and Commissioner Barden seconded the motion. The motion was unanimously approved.

**DEPARTMENT DIRECTORS' REPORTS**

Each Department report was submitted in written form and included in the Commission's agenda booklets.

**Human Resources**

Mr. Cannon submitted the Human Resources report on behalf Ms. Ward. There were no comments or questions from the Commission.

**Information Technology Department**

Mr. Cannon submitted the IT report on behalf Ms. Sprang. There were no comments or questions from the Commission.

**Insurance and Medical Services Department**

Mr. Ducote submitted his report in written form. There were no questions from the Commission.

**Claims Department**

Ms. Spann submitted her report in written form. There were no questions from the Commission.

**Judicial Department**

Ms. Bracy submitted her report in written form. Ms. Bracy also introduced her new employee, Martin Streett. There were no questions from the Commission.

**VOCATIONAL REHABILITATION**

Mr. Cannon noted that there was no report received from Vocational Rehabilitation this month. There were no questions from the Commission.

## **EXECUTIVE DIRECTOR'S REPORT**

Mr. Cannon submitted his report in written form. Mr. Cannon gave the Commission an update on the hearing room audio/visual project. Mr. Cannon mention that the budget was submitted to the House, and it was approved as requested and it will go before the sub-committee at the Senate this Thursday, March 24, 2022. Chairman Beck mentioned that the Self-Insurance money will be put into a proviso in the budget going forward. Chairman Beck also stated that the request in the budget for the new IT system was also approved by the House. There were no questions from the Commission.

## **ADMINISTRATION – FINANCIAL REPORT**

Mr. Cannon submitted his report in written form. There were no questions from the Commission.

## **OLD BUSINESS**

Mr. Cannon submitted updated information for approval in the 2022 Medical Services Provider Manual. Mr. Cannon reviewed the contents of his memo and concerning the action items needed by the Commissioners today and the other items from stakeholders in Tab 11. There was brief discussion and clarification among the Commission. The following actions were taken by the Commissioners:

Commissioner Campbell made a motion to approve the Conversion Factor of 51.5 for the 2022 MSPM. Commissioner Wilkerson seconded the motion, and the motion was approved.

Commissioner James made a motion to approve the recommendation to delete certain portions of the language on page 32 of the 2021 MSPM in the Telemedicine Section which relates to the elimination of the sunset provision. Commissioner McCaskill seconded the motion, and the motion was approved.

Commissioner Taylor made a motion to approve the recommended language to add the footnote language in Section 1 of the MSPM, Evaluation and Management (E/M), “Levels of E/M Services” found on page 35 of the 2021 MSPM. Commissioner Barden seconded the motion, and the motion was approved.

Commissioner Wilkerson made the motion to approve the proposed changes in Section 6 Medicine and Injections, Over the Counter Preparations found on page 456 of the 2021 MSPM ; to delete “Physician dispensed” and in insert “a healthcare practitioner from the office...” in the first sentence; inserting “With the exception of non-prescription strength patches...” at the beginning of second sentence; and adding the following language at the end of the paragraph, “Non-prescription strength patches shall be reimbursed at the lesser of the actual cost plus 20% or \$70.00 for a 30-day supply, pro-rated based on the number of days dispensed.” Commissioner Taylor seconded the motion, and the motion was approved.

Commissioner James made the motion to approve the rates in the Rate Table for the following codes: SC001 Medical Testimony - \$600.00; SC002 Medical testimony each additional quarter-hour - \$150.00; SC003 Medical testimony all other providers – IC; Testimony by deposition, physician, first hour - \$600.00; SC005 Testimony by deposition, physician, each

additional quarter-hour - \$150.00; SC006 Testimony by deposition all other parties – IC. Commissioner Barden seconded the motion, and the motion was approved.

Commissioner Wilkerson made the motion to approve the addition of recommended language in MSPM, Section 10. Pharmacy, Prescription Strength Topical Compounds found on page 740 of the 2021 MSPM as follows:

**PRESCRIPTION TOPICAL MEDICATIONS**

1. Payment for prescription topical medications shall be \$240.00 for a 30-day supply, pro-rated based on the number of day's supply dispensed, not to exceed 90 days, plus a single dispensing fee of \$5.00.
2. Physicians are urged to prescribe therapeutically equivalent medications or over-the-counter medications when available in lieu of a prescription-strength topical medication.

**PRESCRIPTION TOPICAL COMPOUND MEDICATIONS**

Compound drugs must be preauthorized for each dispensing. In order to qualify as a compound under this section, the medication must require a prescription; the ingredients must be combined, mixed, or altered by a licensed pharmacist or a pharmacy technician being overseen by a licensed pharmacist, a licensed physician, or, in the case of an outsourcing facility, a person under the supervision of a licensed pharmacist; and it must create a medication tailored to the needs of an individual patient. All ingredient materials must be listed by quantity used per prescription. Continued use (refills) may require documentation of effectiveness including functional improvement. Fees include materials, shipping and handling, and time. Automatic refilling is not allowed.

3. Payment for prescription topical compound medications, shall be the lesser of:
  - a. The sum of the average wholesale price by gram weight for each ingredient based on the original manufacturer's NDC Number for the ingredient; or
  - b. \$240.00 for a 30-day supply, pro-rated based on the number of day's supply dispensed, not to exceed 90 days;  
Plus a single dispensing fee of \$5.00.
4. Any component ingredient in a compound medication for which there is no NDC or that is not FDA approved for topical use, shall not be reimbursed.
5. Physicians are urged to prescribe therapeutically equivalent medications or over-the-counter medications when available in lieu of a prescription-strength topical compound.

Commissioner Campbell seconded the motion, and the motion was approved.

Commissioner McCaskill moved to approve and adopt the Fee Schedule as amended. Commissioner Barden seconded the motion, and the motion was approved.

Chairman Beck thanked staff and FAIRHealth for their work on this project.

**NEW BUSINESS**

Commissioner McCaskill introduced his new Administrative Assistant, Patty Lundy and thanked Shawnee Debruhl for helping with the transition.

**EXECUTIVE SESSION**

Commissioner Barden made a motion to move into Executive Session to discuss pending litigation. Commissioner James seconded the motion, and the motion was approved. The Commission went into Executive Session at 11:10 a.m.

Commissioner Barden made the motion to leave Executive Session at 11:26 a.m.; noting that no active was taken. Commissioner Taylor seconded the motion, and the motion was approved.

**ADJOURNMENT**

Commissioner Barden made the motion to adjourn. Commissioner Taylor seconded the motion, and the motion was approved.

The March 21, 2022, meeting of the South Carolina Workers' Compensation Commission adjourned at 11:28 a.m.

Reported March 21, 2022  
Kim Falls  
Business Analyst, IT Dept.



*State of South Carolina*

1333 Main Street, 5<sup>th</sup> Floor  
P.O. Box 1715  
Columbia, S.C. 29202-1715



TEL: (803) 737-5700  
FAX: (803) 737-5764

*Workers' Compensation Commission*

**TO:** Gary Cannon

**FROM:** Bridget Ward

**DATE:** April 12, 2022,

**SUBJECT: Monthly Human Resources Report for April 2022 Business Meeting**

This report summarizes the activities of Human Resources during the period of March 1, 2022 through March 31, 2022.

At the end of March, the Commission had 48 full time employees, one part-time employee, one temporary legal intern.

- **New Hires:** Two
- **Separations or Retirements:** None
- **FMLA Leaves:** Two

In the month of March 4 SCEIS personnel transactions and 13 SCEIS time/leave transactions were processed. Detailed payroll and time reports were run as scheduled and any issues that arose were corrected with the collaborative effort of either the SCIES team or the Comptroller General Office. HR also participated in a zoom meeting to be part of a focus group with the SC Human Affairs Commission (SCHAC). The focus is to improve the process for compiling the statistics and reporting information necessary for SHCAC's annual report they give to the SC General Assembly.

Five "All Employee" emails were sent by HR during the month of March, and 17 travel reports were processed. HR received and reviewed 848 emails and sent 266 emails.

There were no building issues in March, and it was resolved in a timely manner. The commission has incurred some issues that Republic Parking is aware of and is working to repair them. There were three updates to the parking assignments.

There was one COVID case in the month of March. The employees returned to work after protocol was followed, contact tracing was done and the appropriate quarantine/isolation period was observed.

Interviews continued in March for the IT Consultant position. HR posted and started the interview process for an Executive Assistant. We hope to have both positions filled between late April to early May.

# State of South Carolina

1333 Main St, Suite 500  
P.O. Box 1715  
Columbia, S.C. 29202-1715



Tel: (803) 737-5700  
Fax: (803) 737-1258  
www.wcc.sc.gov

## Workers' Compensation Commission

---

To: Gary Cannon  
SCWCC Executive Director  
From: Sandee Sprang, IT Director  
Date: April 12, 2022  
Subject: IT Department April 2022 Full Commission Report

---

This report summarizes the activities and accomplishments for projects and initiatives in the IT department during March 2022.

### **I. Systems Operations, Maintenance and Support**

#### EDI

The EDI services contract evaluation was completed, and Verisk/ISO won the award. The IT began the project planning process for the migration of services. In addition, the team continued their standard work with multiple EDI Trading Partners to identify specific reasons for data rejections on Claims and POC submissions. We continue our participation in IAIABC conference calls for: Jurisdiction Only meetings, EDI Claims Committee and the POC 3.0 taskforces.

#### Progress

Duane provided standard support for invoice and check reconciliation issues to end users. The testing of agency's conversion to the new version of Progress (V12) has progressed with DTO's resolution of the firewall inconsistencies we were experiencing the last several months.

#### Systems Support

The IT team continues to collectively manage all end user support. Liz has assumed the primary responsibility of managing the helpdesk ticketing system and all related documentation until the helpdesk position is filled.

#### Security

Security vulnerabilities continue to be a recurring concern and, as a result, unplanned maintenance windows for additional patches to our infrastructure and endpoints are more frequent than desired. We had 4 security alerts in March that were resolved without any compromised data.

#### Reporting

The IT team generated several Open Claims reports and Outstanding Carrier Fines for external stakeholders and provided Compliance reports for internal staff.

#### Staffing

The IT Consultant helpdesk position has been filled and Douglas Mann will report to work on April 18, 2022.

## **II. Projects, Enhancements and Development**

### Legacy Modernization

As typical, the bulk of the work in March centered around the legacy modernization activities, including litigation work as well as EDI and Claims Management solicitation work.

For the EDI contract, the procurement process was completed, and the purchase order was issued. The development of a detailed project plan and implementation strategy for outsourcing the current EDI services is on-going.

Regarding the Claims Management solicitation, the following milestones were completed in March: the solicitation was issued, a pre-bid conference was held, and the 50+ questions posed in the conference were answered in detail by the IT team in conjunction with SFAA. Bid responses are due on May 16<sup>th</sup> and although the bid response date was extended at the request of multiple pre-bid conference attendees, the project schedule has not been adjusted.

# State of South Carolina



## Workers' Compensation Commission

---

**To:** Mr. Gary Cannon  
SCWCC Executive Director

**From:** Wayne Ducote, Jr.  
IMS Director

**Date:** 14-Apr-22

**Subj:** Insurance and Medical Services Department  
February 2022 Full Commission Report

---

Please find attached information provided to summarize the status and workflow of initiatives currently underway within the Insurance and Medical Services (IMS) Department.

In addition to the statistical data provided, please be advised of the following:

- |                     |  |
|---------------------|--|
| Compliance Division | <ol style="list-style-type: none"><li>1. Reviewing revenue metrics / projections.</li><li>2. Working with staff to review workflow processes and additional training opportunities.</li><li>3. Continuing to explore outreach opportunities with stakeholders.</li></ol> |
| Coverage Division   | <ol style="list-style-type: none"><li>1. Working with staff to review workflow processes and explore opportunities to enhance service provision.</li><li>2. Lapse in Coverage: 44 new registrants; 0 notifications sent.</li></ol>                                       |
| Medical Services    | <ol style="list-style-type: none"><li>1. Processing five medical bill reviewer certifications and renewals.</li><li>2. Three medical bill pricing reviews were done in the month of March.</li></ol>   |

While this summary is in no way all-inclusive, it may serve to assist you and our Commissioners in understanding the key initiatives underway in the IMS Department and provide measures by which the Department's effectiveness can be gauged. IMS welcomes any guidance that you and/or our Commissioners can provide concerning our performance and direction.

**Employer Rule to Show Cause Hearings and Compliance Activity**

The Compliance Division docketed 1 new RTSC cases and 3 total RTSC cases in the month of March. And, compelled 29 South Carolina employers to come into compliance with the Act. Year to date, 10 new RTSC cases and 24 total RTSC cases have been docketed.

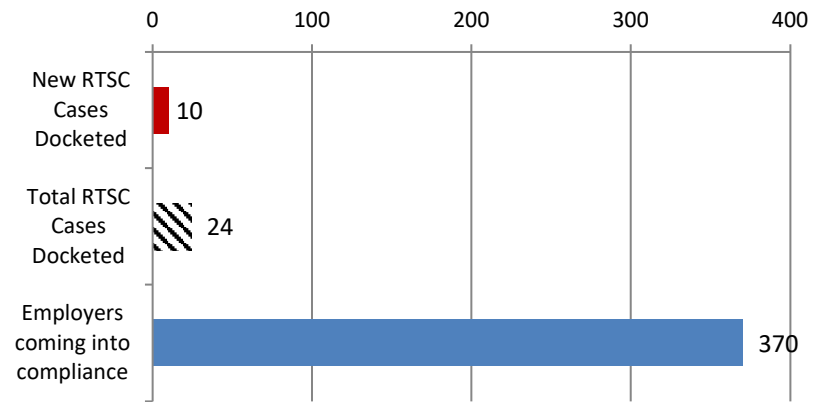
**Employers Obtaining Coverage**

Year to date, the Compliance Division has compelled 370 South Carolina employers to come into compliance with the Act. In so doing, approximately 3,078 previously uninsured workers are now properly covered.

**Penalties Waived**

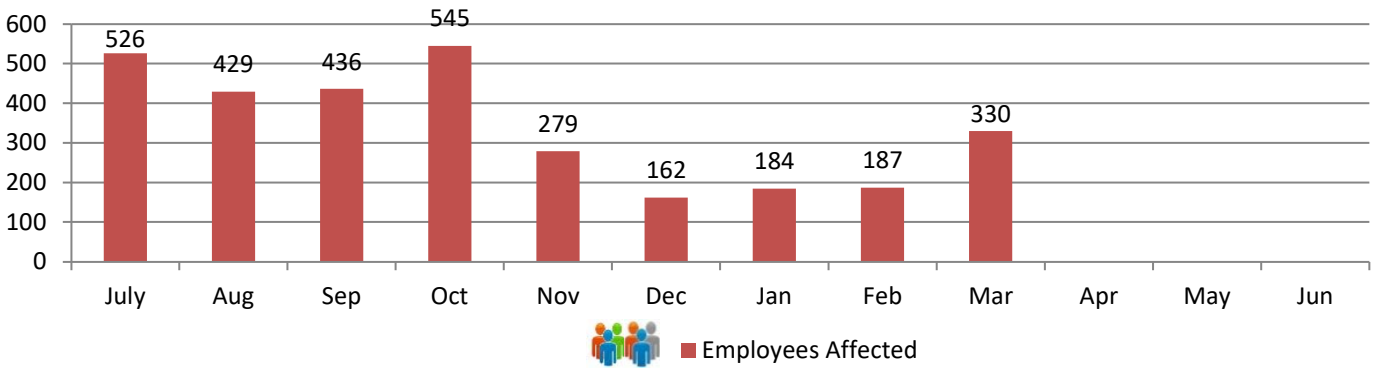
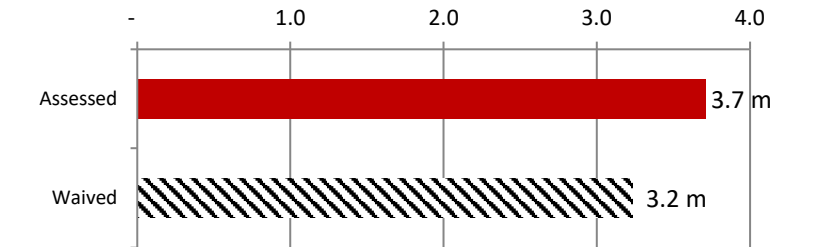
Although the Division has assessed \$3.7 m in fines this fiscal year, \$3.2 m have been waived or rescinded as employers have either obtained insurance coverage or were found not to be subject to the Act.

**RTSC and Compliance Activity**



**Fines and Penalties**

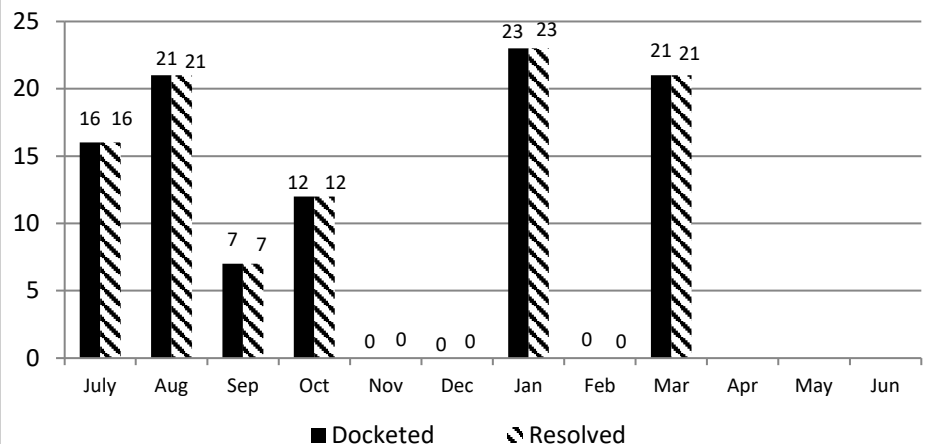
Millions



**Carrier Rule to Show Cause Hearings**

The Compliance Division manages the Rule to Show Cause process involving the recovery of outstanding carrier fines and penalties. In the month of March 2022, 21 carrier RTSC cases were docketed; 21 cases were resolved for a total of \$13,639.

Year to date, a total of 100 carrier RTSC cases have been docketed, 100 cases for a total of \$46,668 have been resolved.

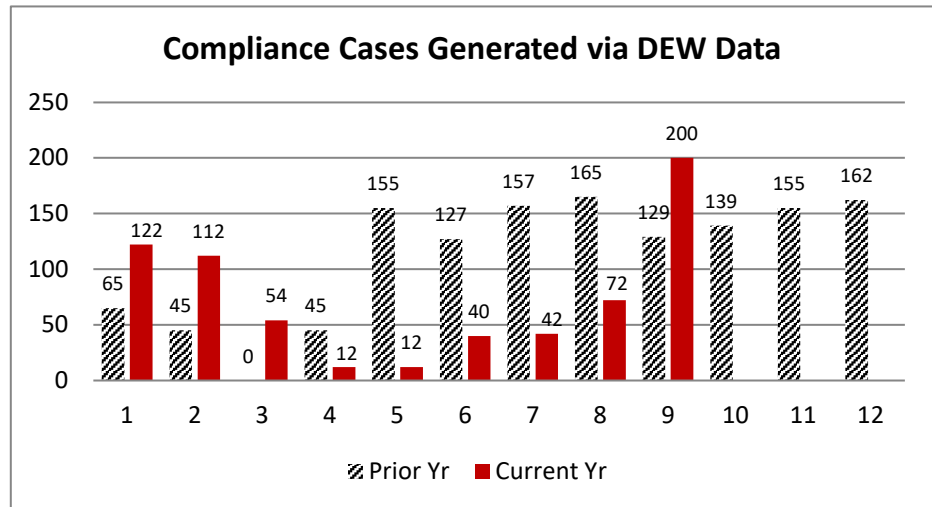
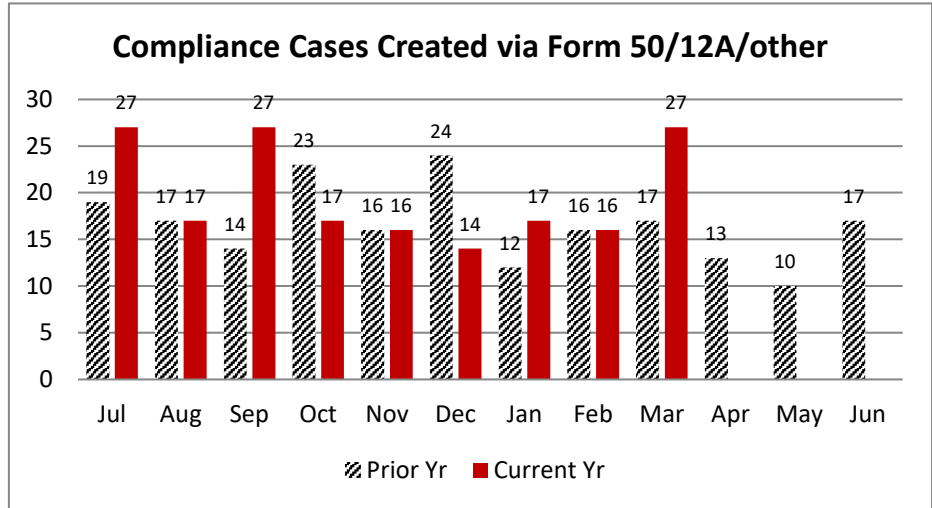


In March 2022, 27 compliance files were created from the combined filings of Form 50's, 12A's, and stakeholder reporting involving uninsured employers.

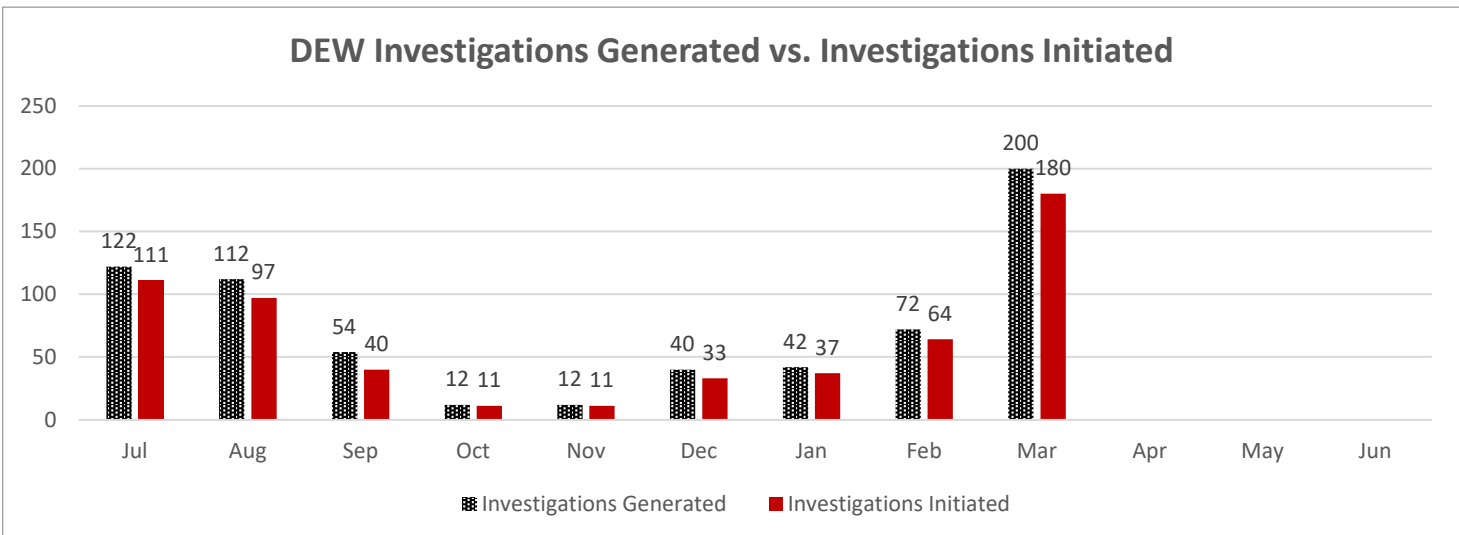
YTD vs. Prior Year total (198): 90%  
 Mar 2021 to Mar 2022: 159%  
 Current Yr End trend: 120% of 2020-2021  
 YTD 2021-2022 v. YTD 2020-2021: 113%

In March 2022, 200 compliance files were generated from the DEW data process.

YTD vs. Prior Year total (1,344): 50%  
 Mar 2021 to Mar 2022: 155%  
 Current Yr End trend: 66% of 2019-2020  
 YTD 2021-2022 v. YTD 2020-2021: 75%



The DEW Data Pool is determined by the total number of potential, non-compliant employers who report wages to DEW with at least 4 employees and who's FEIN does not match with any coverage records in the Commission's coverage database. The investigations generated is the number of compliance investigations generated from the pool. The investigations initiated is the number of compliance investigations initiated from those that were generated.



**Carryover Caseload:**

The Compliance Division closed March 2022 with 278 cases active, compared to an active caseload of 334 at the close of March 2021.

**Cases Resolved:**

For the month of March 2022, Compliance Division staff closed-out 143 cases.

**Compliance Fines:**

In March 2022, the Compliance Division collected \$56,692 in fines and penalties. Year to Date, the Compliance Division has collected \$534,860 in fines and penalties.

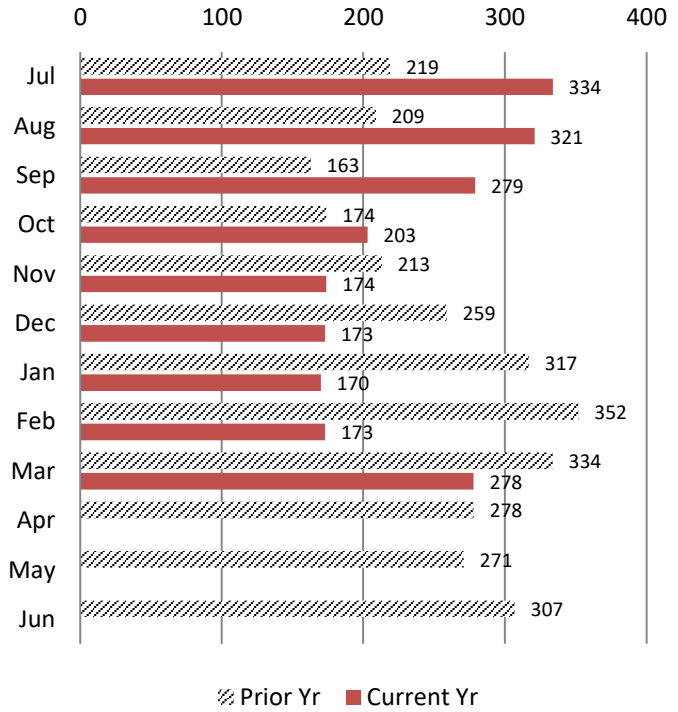
Year to Date vs Prior Year Total (\$785,893): 68%

Mar 2021 vs. Mar 2022: 77%

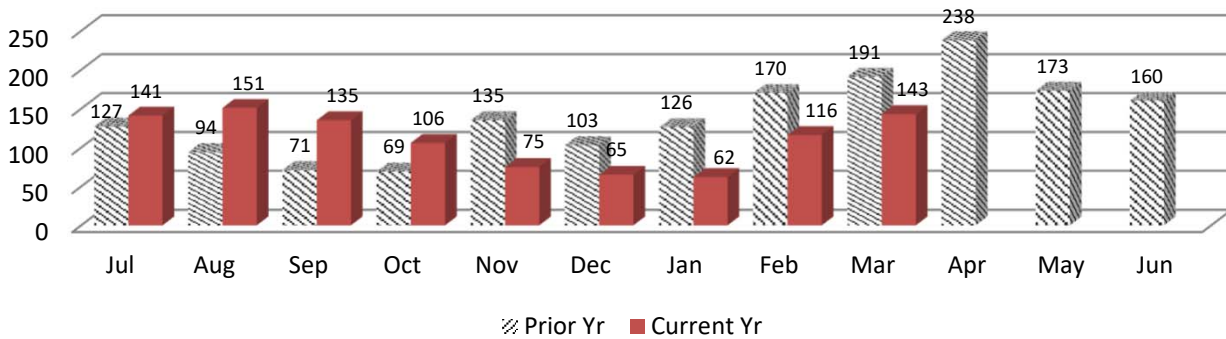
Current Year End trend is 91% of 2020-2021

YTD 2020-21 (Mar - June) vs YTD 2021-2022: 115%

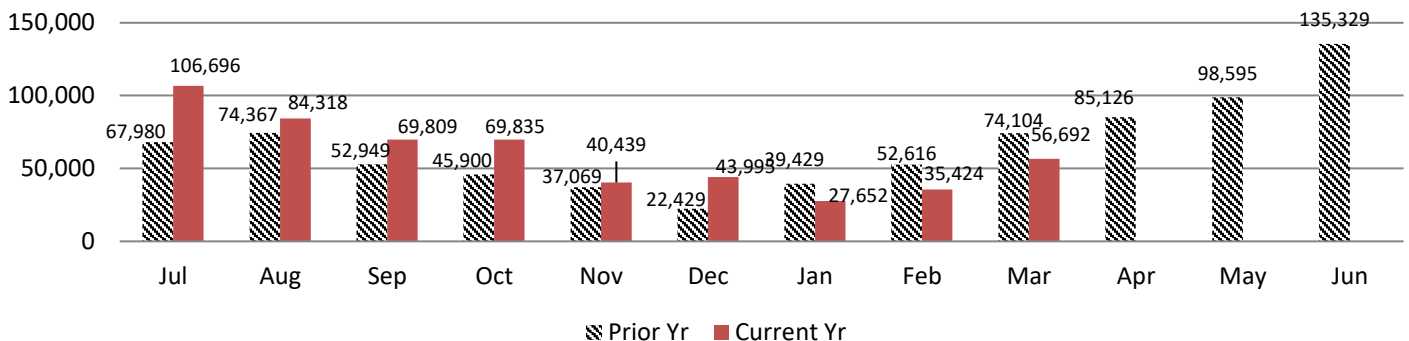
**Caseload Pending v. Prior Year**



**Cases Resolved v. Prior Year**



**Compliance Fines Collected v. Prior Year**

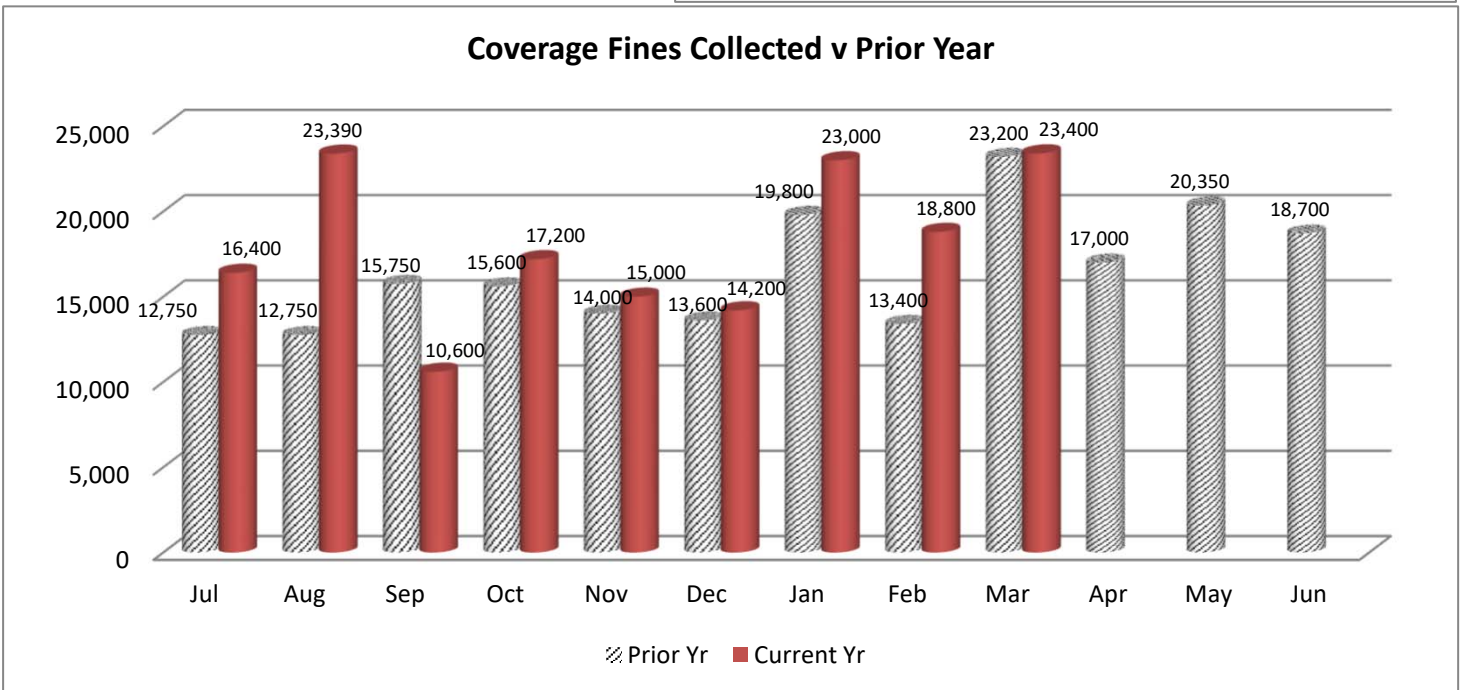
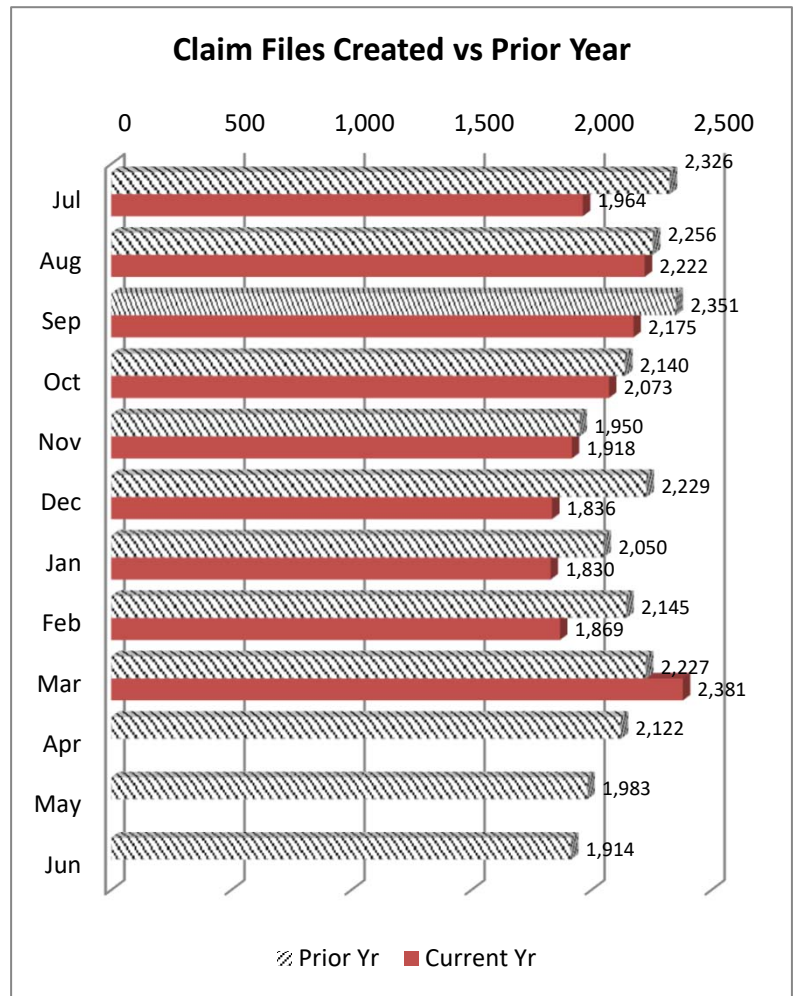


**WCC Claim Files:**

In March 2022, the Coverage Division received a total of 2,381 WCC Claim files. Of these, 2,049 were created through proper carrier filing of a 12A, and 332 were generated as a result of a Form 50 claim filing. Year to Date 18,268 Claim files have been created which is 71% of claim file volume prior year (25,693).

**Coverage Fines:**

The Coverage Division collected \$23,400 in fine revenue in March 2022, as compared to \$23,200 in Coverage fines/penalties accrued during March 2021. Year on Year, Coverage fines are at 82% of collections for prior year.





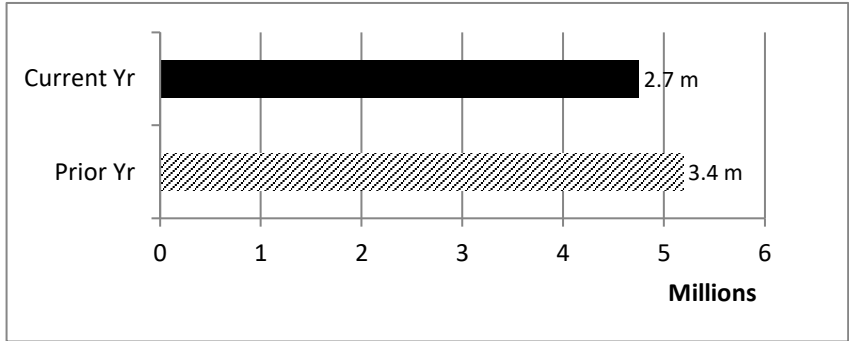
**IMS SELF INSURANCE DIVISION**

March 2022

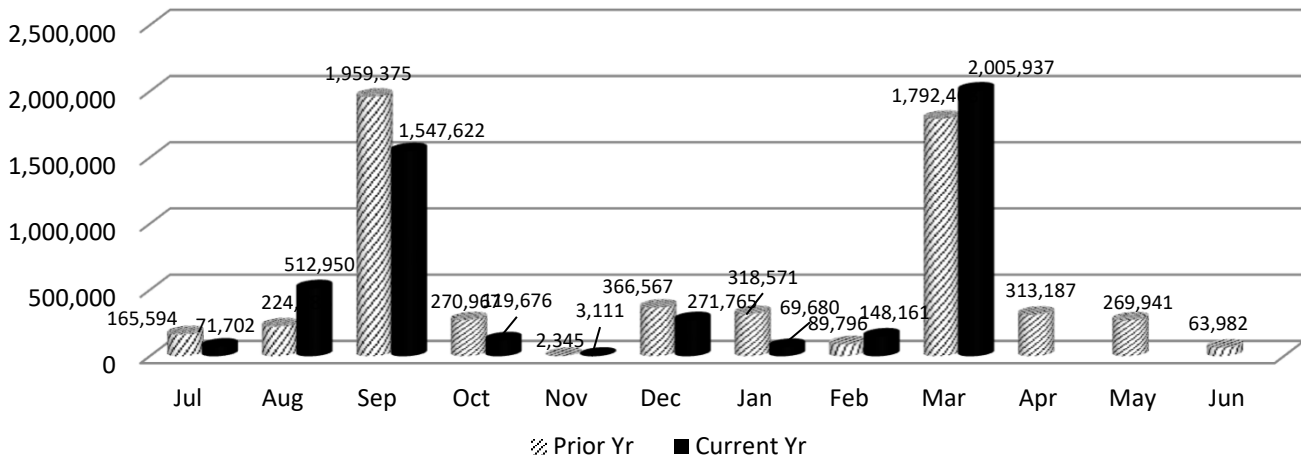
During the month of March 2022, the Self Insurance Division:

- \* collected \$2,005,937 in self-insurance tax.
- \* added 6 new self-insurers.
- \* conducted 4 Self Insurance audits.

Year to Date, Self Insurance tax revenue is trending at 92% of prior year and 36 Self Insurance audits have been completed.



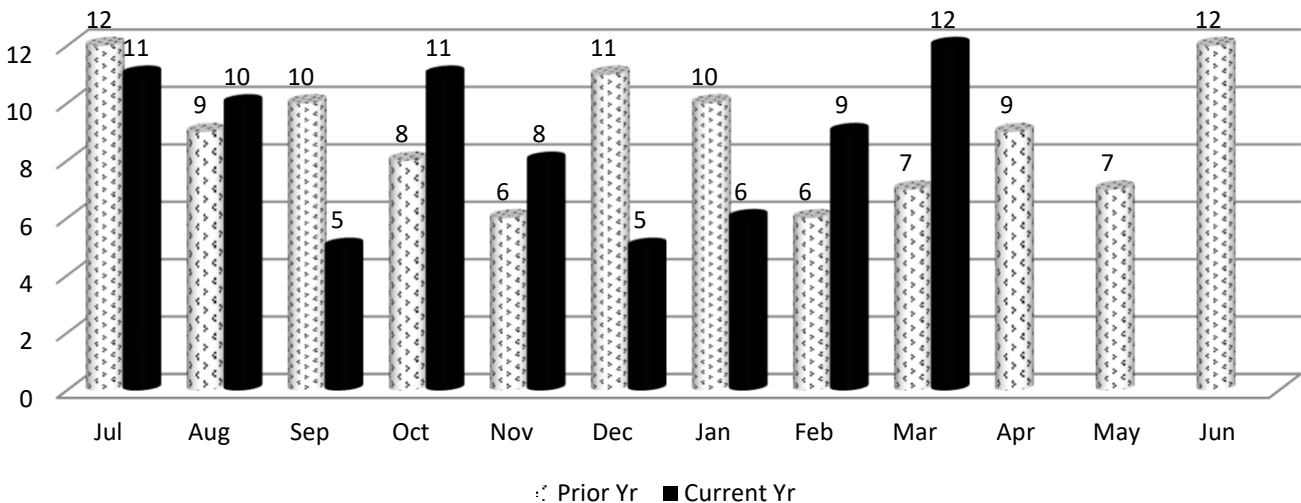
**Self Insurance Tax Collections v. Prior Year**



**IMS MEDICAL SERVICES DIVISION**

In February 2022, the Medical Services Division began the month with 9 bills pending review, received an additional 16 bills for review, conducted 13 bill reviews and ended the month with 12 bills pending.

**Medical Bills Pending Review v. Prior Year**



# *State of South Carolina*

1333 Main Street, 5<sup>th</sup> Floor  
P.O. Box 1715  
Columbia, S.C. 29202-1715



TEL: (803) 737-5700  
[www.wcc.sc.gov](http://www.wcc.sc.gov)

## *Workers' Compensation Commission* **MEMORANDUM**

**To: Gary Cannon, Executive Director**

**From: Sonji Spann, Claims Director**

**Date: April 6, 2022**

**Re: Claims Department April 2022 Full Commission Report**

Attached is the Statistical Report for the Claims Department for the period July 1, 2021 through - March 31, 2022 for the Business Meeting on April 19, 2022. Please note the format using row numbers and column letters for ease of use when referencing data.

Claims activities are in Column (a) with the totals for the nine-month period for FY21-22 in column (o). Column (q) reflects the percentage change when comparing the totals for same period in the current fiscal at the totals for the same period in last fiscal year. The total Claims Activities, 129,159 for this period have increased when compared to the same period from last fiscal year.

The number of Total Fines assessed are up 14% compared to the same period last fiscal year and the Total Fines paid \$385,5000 is 24% higher when compared to the same period last year

I will be happy to answer any questions you or the Commissioners have.

## Claims Department Statistical Report

**FY2021-2022**

July 1, 2021 - March 31, 2022

Claims Department Statistical Report													
FY2021-2022													
July 1, 2021 - March 31, 2022													
	Claims Activities	July	August	Sept	Oct	Nov	Dec	Jan	Feb	March	FY21-22 Total	FY20-21 Total	% Chg same period FY20-21
Col. > Row v	(a)	(b)	(c)	(d)	(e)	(f)	(g)	(h)	(i)	(j)	(o)	(p)	(q)
1	Forms 15-I	1,023	1,157	1,153	1,077	1,073	1,030	882	920	1,192	9,507	11,135	-15%
2	Forms 15-II/Forms 17	933	1,028	922	970	897	856	367	803	1,038	7,814	9,712	-20%
3	Forms 16 for PP/Disf	187	216	215	236	180	289	192	207	264	1,986	1,926	3%
4	Forms 18	4,325	4,511	4,491	4,073	4,310	4,121	4,306	4,701	4,901	39,739	41,099	-3%
5	Forms 20	546	591	559	589	574	2,111	537	502	598	6,607	5,441	21%
6	Form 50 Claims Only	291	316	241	286	290	504	218	279	327	2,752	2,606	6%
7	Form 61	652	655	607	656	672	751	641	626	697	5,957	6,602	-10%
8	Letters of Rep	251	258	219	201	204	169	186	216	229	1,933	2,111	-8%
9	Clinchers	831	744	818	786	798	872	855	785	866	7,355	8,335	-12%
10	Third Party Settlements	14	24	19	17	12	15	19	17	25	162	126	29%
11	SSA Requests for Info	64	49	35	42	42	29	30	26	37	354	362	-2%
12	Cases Closed	2,028	2,233	2,275	2,136	2,049	2,111	2,103	2,027	2,553	19,515	22,952	-15%
13	Cases Reviewed	2,849	3,742	2,694	2,261	2,228	2,435	2,909	2,953	3,407	25,478	29,712	-14%
14	<b>Total</b>	<b>13,994</b>	<b>15,524</b>	<b>14,248</b>	<b>13,330</b>	<b>13,329</b>	<b>15,293</b>	<b>13,245</b>	<b>14,062</b>	<b>16,134</b>	<b>129,159</b>	<b>70,425</b>	<b>83%</b>
15													
16	Total Fines Assessed	297	338	221	184	119	310	543	328	370	2,710	2,368	14%
17	Form 18 Fines	331	321	211	184	118	310	530	316	365	2,686	2,206	22%
18	Total Amt Paid	\$38,650	\$60,800	\$59,450	\$33,400	\$23,800	\$34,400	\$47,400	\$35,200	\$52,400	385,500	311,800	24%

State of South Carolina



1333 Main Street  
P.O. Box 1715  
Columbia, S.C. 29202-1715

Tel: (803) 737-5700  
Fax: (803) 737-1234  
www.wcc.sc.gov

**Workers' Compensation Commission**

April 7, 2022

To: Gary Cannon  
Executive Director

From: Amy A. Bracy  
Judicial Director

**RE: Monthly Judicial Report for March 2022**

During the month of March, the Judicial Department processed eight hundred seventy-eight (878) requests for hearings (claimant and defense pleadings). Comparing the numbers from the same period last year both are experiencing a decrease of 1% and 10% in the respective categories. The department received one hundred four (104) Motions, a 14% decrease compared to the same period last year and one hundred thirty-one (131) clincher conference requests, down about 9% compared to last year.

There were forty-nine (49) Single Commissioner Hearings conducted during the past month, eleven (11) pre-hearing conferences held, and eight (8) Full Commission hearings held. A total of four hundred seventy-two (472) Orders (Single Commissioner Orders, Consent Orders and Administrative Orders) were served at the single Commissioner level, fifty-four (54) of those were Decision and Orders that resulted from hearings that went on the record and one hundred twenty (120) were Motion Orders that were a result of Motions ruled upon by Commissioners.

There were three hundred seventeen (317) Informal Conferences requested during March and two hundred forty-three (243) were conducted.

There were twenty-nine (29) regulatory mediations scheduled and forty-four (44) requested mediations. Totals are down about 20% and 10% in the respective categories for the same period last year. The Judicial Department was notified of sixty-eight (68) matters resolved in mediation, with the receipt of Forms 70. This category's total is down about 9% compared to the same period last year

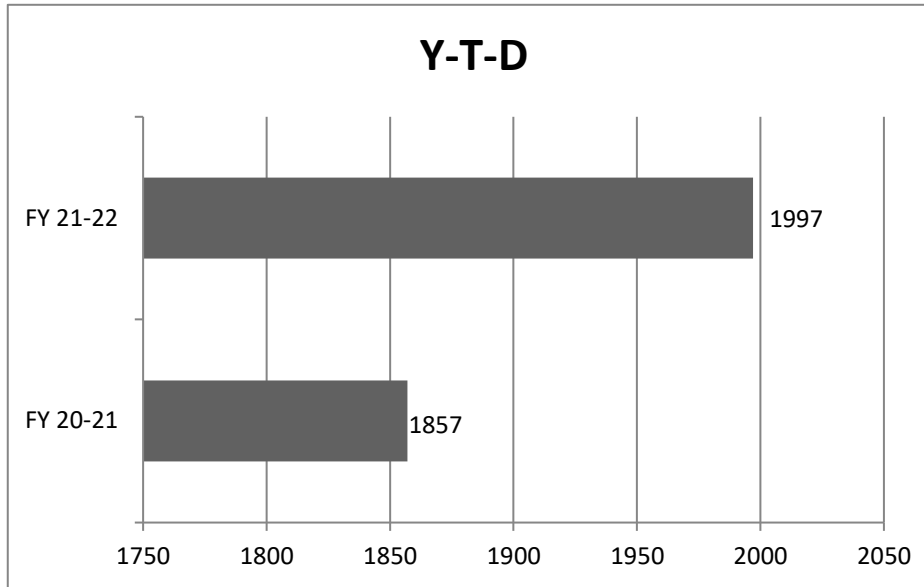
In the month of March, Judicial received three (3) Notice of Intent to Appeal to the Court of Appeals and zero (0) to the Circuit Court.

**Judicial Department Statistcal Report  
Statistics For Fiscal Year 2021-2022**

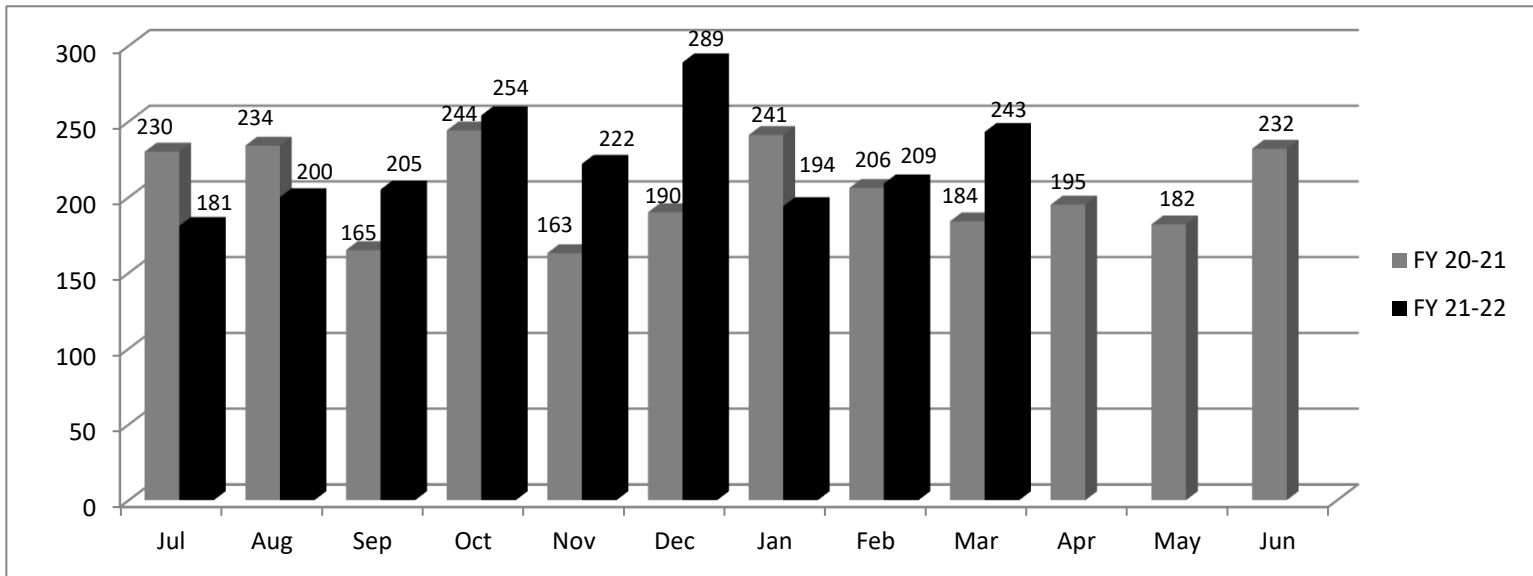
	July	Aug	Sept	Oct	Nov	Dec	Jan	Feb	March	Totals YTD 2021-2022	Totals YTD 2020-2021	% Diff from prev year	YTD Diff + (-)	FY21-22 Mth Avg	FY20-21 Mth Avg
Claimant Pleadings	484	560	496	512	502	469	486	574	578	4,661	4,713	-1%	(52)	518	524
Defense Response to Pleadings	409	406	466	376	407	441	376	410	517	3,808	3,964	-4%	(156)	423	440
Defense Pleadings	287	285	310	266	229	257	270	268	300	2,472	2,735	-10%	(263)	275	304
Motions	140	120	109	107	109	94	111	106	104	1,000	1,160	-14%	(160)	111	129
Form 30	14	21	6	9	15	9	13	18	15	120	95	26%	25	13	11
FC Hearings Held	7	8	8	7	10	8	8	10	8	74	43	72%	31	8	5
FC Orders Served	14	14	11	8	9	5	12	9	8	90	65	38%	25	10	7
Single Comm. Hearings Held	40	61	52	67	55	45	53	61	49	483	622	-22%	(139)	54	69
Single Comm. Orders Served	215	189	204	154	141	180	189	167	186	1,625	1,756	-7%	(131)	181	195
Single Comm. Pre-Hearing Conf Held	14	11	26	13	14	12	11	18	11	130	216	-40%	(86)	14	24
Consent Orders	211	218	256	229	239	207	303	237	272	2,172	2,430	-11%	(258)	241	270
Adminstrative Orders	4	19	12	21	13	5	9	2	14	99	175	-43%	(76)	11	19
Clincher Conference Requested	109	149	154	145	136	140	112	137	131	1,213	1,329	-9%	(116)	135	148
Informal Conference Requested	228	278	274	247	195	250	323	249	317	2,361	2,439	-3%	(78)	262	271
Informal Conference Conducted	181	200	205	254	222	289	194	209	243	1,997	1,857	8%	140	222	206
Regulatory Mediations	26	21	32	27	26	20	27	22	29	230	289	-20%	(59)	26	32
Requested Mediations	65	65	52	55	43	24	46	58	44	452	501	-10%	(49)	50	56
Ordered Mediations	0	0	0	0	0	0	0	1	1	2	5	-60%	(3)	0	1
Mediation Resolved	44	63	59	47	44	44	33	43	68	445	490	-9%	(45)	49	54
Mediation Impasse	22	19	11	14	8	14	12	19	21	140	136	3%	4	16	15
Mediation Held; Issues Pending	0	2	2	0	5	0	0	0	1	10	6	0%	4	1	1
Claim Settled Prior to Mediation	7	14	14	9	10	13	9	14	9	99	86	15%	13	11	10
Mediation Not Complete in 60 days	4	1	2	1	3	2	2	10	0	25	15	67%	10	3	2

**Informal Conf. Conducted**

	FY 20-21	FY 21-22
Jul	230	181
Aug	234	200
Sep	165	205
Oct	244	254
Nov	163	222
Dec	190	289
Jan	241	194
Feb	206	209
Mar	184	243
Apr	195	
May	182	
Jun	232	
<b>Total</b>	<b>2466</b>	<b>1997</b>

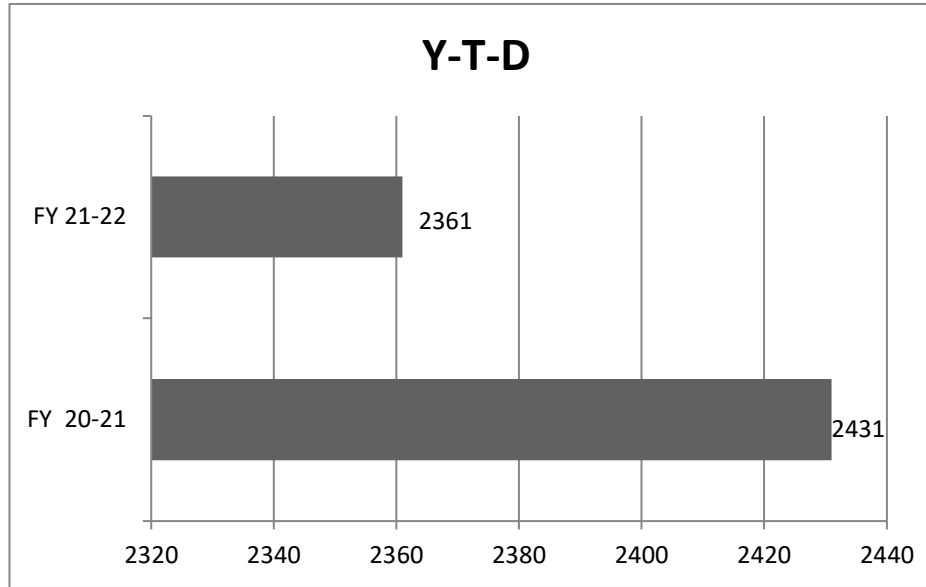


	FY 20-21	FY 21-22
<b>Y-T-D</b>	<b>1857</b>	<b>1997</b>

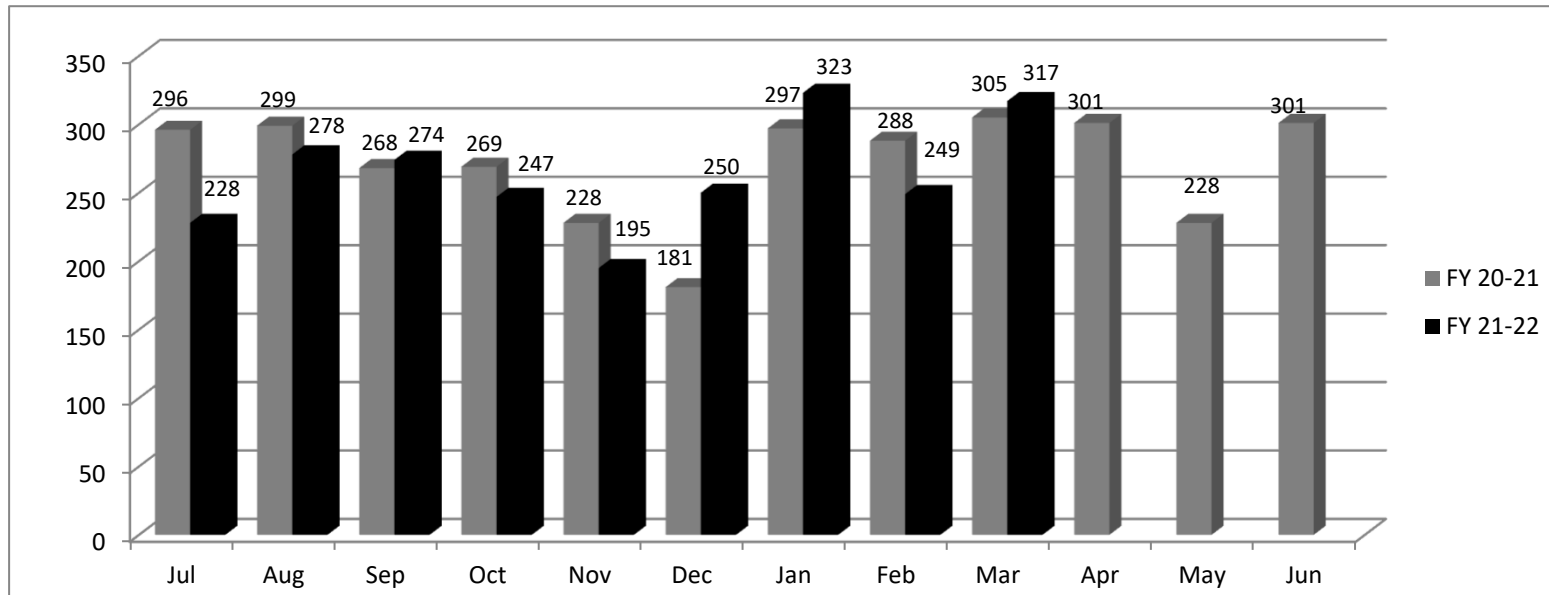


**Informal Conf. Requested**

	FY 20-21	FY 21-22
Jul	296	228
Aug	299	278
Sep	268	274
Oct	269	247
Nov	228	195
Dec	181	250
Jan	297	323
Feb	288	249
Mar	305	317
Apr	301	
May	228	
Jun	301	
<b>Total</b>	<b>3261</b>	<b>2361</b>



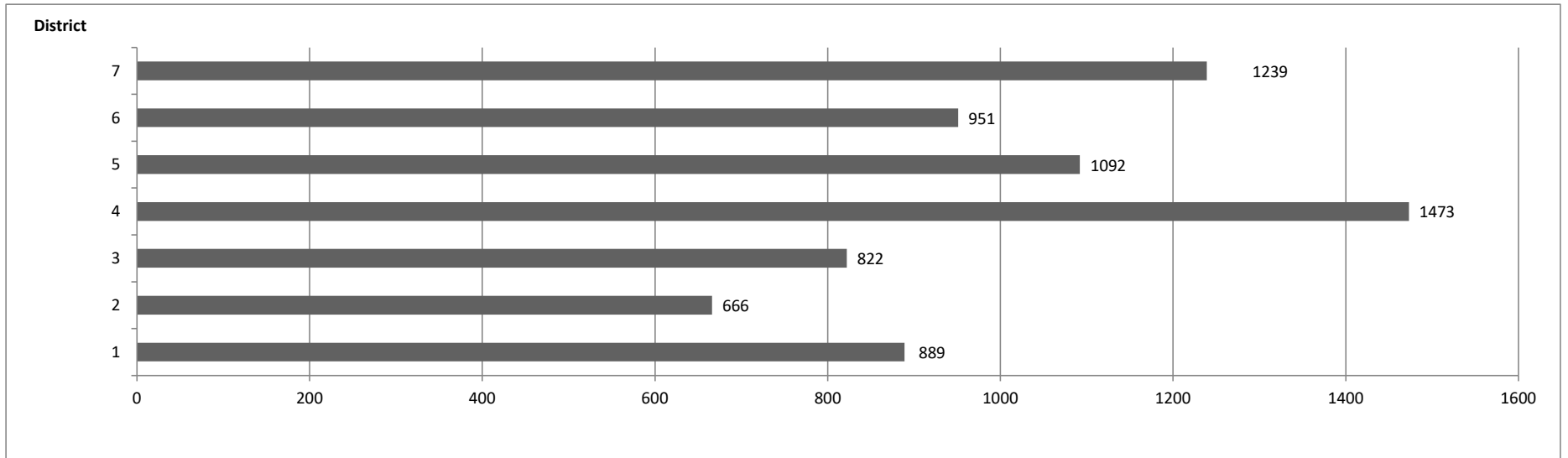
	FY 20-21	FY 21-22
<b>Y-T-D</b>	<b>2431</b>	<b>2361</b>



### Pleadings Assigned - Three Year Comparison by Month

	District 1 Greenville			District 2 Anderson			District 3 Orangeburg			District 4 Charleston			District 5 Florence			District 6 Spartanburg			District 7 Richland		
	21-22	20-21	19-20	21-22	20-21	19-20	21-22	20-21	19-20	21-22	20-21	19-20	21-22	20-21	19-20	21-22	20-21	19-20	21-22	20-21	19-20
Jul	112	120	99	87	81	84	72	85	123	166	151	183	109	126	136	122	112	137	156	154	140
Aug	93	88	99	67	73	85	101	105	78	174	142	168	112	125	153	101	95	104	134	133	147
Sep	109	87	101	77	70	77	96	107	98	158	162	174	143	128	108	112	113	104	143	169	131
Oct	89	93	115	73	81	90	103	125	76	152	175	187	110	115	124	95	104	121	130	159	142
Nov	96	92	83	66	88	74	95	100	108	144	176	155	112	96	116	84	104	78	116	134	148
Dec	104	90	81	80	68	65	100	115	80	156	168	140	123	132	99	108	96	104	131	141	117
Jan	85	79	98	54	56	69	84	96	78	167	172	186	129	110	104	91	88	88	118	124	110
Feb	93	84	91	75	88	85	87	86	78	170	133	143	105	101	132	108	93	126	145	118	166
Mar	108	125	112	87	93	96	84	118	134	186	201	187	149	132	131	130	106	111	166	164	183
Apr		94	90		63	78		100	90		138	150		112	136		106	100		134	140
May		90	100		69	80		85	80		134	126		110	103		98	104		126	125
Jun		95	112		74	75		98	91		164	170		117	97		103	109		134	175
<b>Totals</b>	<b>889</b>	<b>1137</b>	<b>1181</b>	<b>666</b>	<b>904</b>	<b>958</b>	<b>822</b>	<b>1220</b>	<b>1114</b>	<b>1473</b>	<b>1916</b>	<b>1969</b>	<b>1092</b>	<b>1404</b>	<b>1439</b>	<b>951</b>	<b>1218</b>	<b>1286</b>	<b>1239</b>	<b>1690</b>	<b>1724</b>

### Pleadings Assigned by District Year to Date





No Vocational Rehabilitation report received at the time of publication.

# *State of South Carolina*



## *Workers' Compensation Commission*

### **Executive Director's Report April 19, 2022**

#### **Hearing Rooms – Audio Visual Equipment**

The new AV equipment has been installed in Hearing Rooms in A and B. We are waiting a part to be delivered to make the system fully functional. Delivery date is pending due to supply chain issues.

#### **FY2022-23 Budget**

We presented the budget request to the Senate subcommittee on March 24. The Senate will be debating the budget next week.

#### **Meetings/Activities**

During the month of I presented at the Nuts and Bolts seminar; met six times the litigation teams regarding pending litigation; interviewed 1 applicant; had two meetings concerning the AV equipment in the conference rooms; one conference call regarding employee parking; met with staff one time concerning the claims management system RFP; met twice with the planning team for the Nuts and Bolts Workshop; participated in one SCEAA event; one staff meeting to discuss self-insurance processes; one meeting with CBRE representative regarding furniture; and two leadership team meetings on various topics. g And And twoAnd had

#### **Constituent /Public Information Services**

For the month of March the Executive Director's Office and the General Counsel's office had 368 contacts with stakeholders.

#### **Financial Transactions Activity**

For the period March 1, 2022 to March 31, 2022, the Director's office processed and approved 32 travel expense reports, 128 invoices, and 68 deposits for DOA to process in the SCIES system.

#### **SCWCC Stakeholder Electronic Distribution List**

For the period March 1, 2022 to March 31, 2022, we added one (1) individual. Due to the receipt of email delivery failures, a total of eleven (11) email addresses were deleted. A total of 685 individuals currently receives notifications from the Commission. We are continuing to see a large increase in email failures. Upon verification, a lot are from stakeholders that have been on the list for many years, that have retired or decided to move on.

#### **Advisory Notices**

During the month of February, the office posted three (3) notices on the Commission's website and emailed it to the distribution list.

# State of South Carolina

1333 Main Street, 5<sup>th</sup> Floor  
P.O. Box 1715  
Columbia, S.C. 29202-1715



TEL: (803) 737-5700  
www.wcc.sc.gov

## Workers' Compensation Commission

### MEMORANDUM

**TO:** COMMISSIONERS

**FROM:** Gary Cannon  
Executive Director

**DATE:** April 19, 2022

**RE:** FINANCIAL REPORT – FY Period ending March 31, 2022

Attached is the Budget vs. Actual Report for the General Fund and Earmarked Fund for the fiscal year period ending March 31, 2022. The benchmark for this period is 75%.

#### Expenditures

The YTD expenditures for the General Fund (10010000) for this period is \$1,907,574. To provide a more accurate account of the monthly operational expenditures the total amount budgeted was adjusted down by \$1,695,084, the amount in the IT Management Project account, leaving the adjusted the annual Current Budget as \$2,912,088. The year-to-date operational expenditures is \$1,907,574, 66% of the adjusted budget amount which is 9% below benchmark.

The YTD expenditures for the Earmarked Fund (38440000) are \$2,789,362 or 54% of budgeted amount, 21% below benchmark.

#### Revenues

The Earmarked Fund budgeted \$3,170,991 for operating revenues. Year to date the Fund received \$1,967,332 or 62% of budgeted revenues.

#### Self-Insurance Tax Funds

To date we have received \$4,533,063 of Self-Insurance Tax funds. The agency share is \$2,266,532.

**South Carolina Workers' Compensation Commission**  
**Budget vs. Actual Report**  
**FY 2022 As of 3/31/2022**  
**75% of year elapsed**

**Fund 10010000 - GENERAL FUND**

**Administration**

Commitment Item	Commitment Item Description	Current Budget	YTD Expenditures	% Used	Commitments	Remaining Balance
501015	DIRECTOR	142,153	106,615	75%		35,538
501058	CLASSIFIED POS	49,235				49,235
512001	OTHER OPERATING	323,033				
Total OTHER OPERATING:		323,033				323,033
<b>Total Administration:</b>		<b>514,421</b>	<b>106,615</b>	<b>21%</b>		<b>407,806</b>

**Inform. services**

Commitment Item	Commitment Item Description	Current Budget	YTD Expenditures	% Used	Commitments	Remaining Balance
5030067130	EQUIP&SUPP- EUC		16,728		6,100	
Total OTHER OPERATING:			16,728		6,100	-22,828
<b>Total Inform. services:</b>			<b>16,728</b>		<b>6,100</b>	<b>-22,828</b>

**Claims**

Commitment Item	Commitment Item Description	Current Budget	YTD Expenditures	% Used	Commitments	Remaining Balance
501058	CLASSIFIED POS	82,579	61,934	75%		20,645
<b>Total Claims:</b>		<b>82,579</b>	<b>61,934</b>	<b>75%</b>	<b>0</b>	<b>20,645</b>

**Commissioners**

Commitment Item	Commitment Item Description	Current Budget	YTD Expenditures	% Used	Commitments	Remaining Balance
501026	CHAIRMAN	172,258	129,193	75%		43,065
501033	COMMISSIONER	1,003,438	752,575	75%		250,863
501050	TAXABLE SUBS	70,000	43,235	62%		26,765
501058	CLASSIFIED POS	353,625	265,820	75%		87,805
501070	OTH PERS SVC		22,833			-22,833
<b>Total Commissioners:</b>		<b>1,599,321</b>	<b>1,213,656</b>	<b>76%</b>	<b>0</b>	<b>385,665</b>

**South Carolina Workers' Compensation Commission**  
**Budget vs. Actual Report**  
**FY 2022 As of 3/31/2022**  
**75% of year elapsed**

**Fund 10010000 - GENERAL FUND**

**Information Services FY18**

Commitment Item	Commitment Item Description	Current Budget	YTD Expenditures	% Used	Commitments	Remaining Balance
561000	Special Item	1,695,084	0	0	0	1,695,084
<b>Total Information Services FY18:</b>		<b>1,695,084</b>	<b>0</b>	<b>0</b>	<b>0</b>	<b>1,695,084</b>

**Insurance & Medical**

Commitment Item	Commitment Item Description	Current Budget	YTD Expenditures	% Used	Commitments	Remaining Balance
501058	CLASSIFIED POS	31,365	23,524	75%		7,841
<b>Total Insurance &amp; Medical:</b>		<b>31,365</b>	<b>23,524</b>	<b>75%</b>		<b>7,841</b>

**Judicial**

Commitment Item	Commitment Item Description	Current Budget	YTD Expenditures	% Used	Commitments	Remaining Balance
501058	CLASSIFIED POS	746				746
512001	OTHER OPERATING	29,852				
Total OTHER OPERATING:		29,852				29,852
<b>Total Judicial:</b>		<b>30,598</b>				<b>30,598</b>

**Employer Contributions**

Commitment Item	Commitment Item Description	Current Budget	YTD Expenditures	% Used	Commitments	Remaining Balance
513000	EMPLOYER CONTRIB	647,804	485,117	75%		162,687
<b>Total Employer Contributions:</b>		<b>647,804</b>	<b>485,117</b>	<b>75%</b>		<b>162,687</b>

<b>Total GENERAL FUND:</b>		<b>4,601,172</b>	<b>1,907,574</b>	<b>41%</b>	<b>6,100</b>	<b>2,687,498</b>
----------------------------	--	------------------	------------------	------------	--------------	------------------

**South Carolina Workers' Compensation Commission**  
**Budget vs. Actual Report**  
**FY 2022 As of 3/31/2022**  
**75% of year elapsed**

**Fund 31C30000 - COVID-19 RESP RESERV**

**Inform. services**

Commitment Item	Commitment Item Description	Current Budget	YTD Expenditures	% Used	Commitments	Remaining Balance
512001	OTHER OPERATING	100,000				
5030067130	EQUIP&SUPP- EUC		11,273			
	Total OTHER OPERATING:	100,000	11,273	11%	0	88,727
	<b>Total Inform. services:</b>	<b>100,000</b>	<b>11,273</b>	<b>11%</b>	<b>0</b>	<b>88,727</b>
	<b>Total COVID-19 RESP RESERV:</b>	<b>100,000</b>	<b>11,273</b>	<b>11%</b>	<b>0</b>	<b>88,727</b>

**South Carolina Workers' Compensation Commission**  
**Budget vs. Actual Report**  
**FY 2022 As of 3/31/2022**  
**75% of year elapsed**

**Fund 38440000 - EARMARKED FUND**

**Administration**

Commitment Item	Commitment Item Description	Current Budget	YTD Expenditures	% Used	Commitments	Remaining Balance
501058	CLASSIFIED POS	791,985	151,504	19%		640,481
501070	OTH PERS SVC	41,000	3,188	8%		37,812
512001	OTHER OPERATING	2,282,671				
5020030000	PRINT / BIND / ADV		106			
5020120000	CELLULAR PHONE SVCS		1,863			
5021010003	LEGAL SRV-TRANSCRIPT		414			
5021020000	ATTORNEY FEES		26,458			
5021410000	EDUC & TRNG-STATE		75			
5021450000	MOTOR VEHICLE SVCS		72			
5021479207	JANITORIAL		62			
5021490000	AUDIT ACCT FINANCE		130			
5021530000	CATERED MEALS		323			
5021540000	NON-IT OTHER PRO SRV		5,400			
5021540001	PROF SRV-LANG INTER		68		32	
5024990000	OTH CNT-NON-IT & REA		842			
5030010000	OFFICE SUPPLIES		4,163			
5030010002	OFF SUP - MIN OFF EQ		9			
5030010004	SUBSCRIPTIONS		9,227			
5030030000	PRINTED ITEMS		1,889			
5030050000	PHOTO & VISUAL SUPP		134			
5030067101	PRGM LIC - APP SUPP		32,129		9,022	
5030067130	EQUIP&SUPP- EUC		102,800			
5030067170	EQUIP&SUPP- PRINT EU		6,147			
5030070000	POSTAGE		21,973			
5031010003	KITCHEN UTENSILS		243			
5031479203	JANITORIAL SUPPLIES		117			
5031639500	OTH SECURTY EXP SUPL		6			
5032410000	MED/SCIENT/LAB SUPP		151			
5032820000	INSTRUCTIONAL MAT		748			
5033090000	EMPLOYEE RECOG AWARD		3,082			
5040060000	ST RENT-NON ST BLDG		314,813		1,291	
5040070000	RENT-ST OWN RL PROP		120			

**South Carolina Workers' Compensation Commission**  
**Budget vs. Actual Report**  
**FY 2022 As of 3/31/2022**  
**75% of year elapsed**

**Fund 38440000 - EARMARKED FUND**

5040490002	RENT-OTH-ROOM&VID		400			
5040490003	RENT PO BOX		1,544			
5040490009	RENT PARKING		13,041		2,885	
5041010000	DUES & MEMBER FEES		6,384			
5041020001	FF - BACKGRD CK		26			
5041840000	LEASE BLDG PRINCIPAL		0		72,629	
5041850000	LEASE BLDG INTEREST		0		2,003	
5050010000	IN ST-MEALS-NON-REP		1,290			
5050020000	IN ST-LODGING		4,512			
5050041000	HR-IN ST-AUTO MILES		2,709			
5050060000	IN ST-MISC TR EXP		153			
5050070000	IN ST-REGISTR FEES		1,329			
5050510000	OUT ST-MEALS-NON-REP		170			
5050570000	OUT ST-REGISTR FEES		930			
5051520000	REPORTABLE MEALS		17			
5051540000	LEASED CAR-ST OWNED		29,115			
<b>Total OTHER OPERATING:</b>		<b>2,282,671</b>	<b>595,183</b>	<b>26%</b>	<b>87,863</b>	<b>1,599,625</b>
<b>Total Administration:</b>		<b>3,115,656</b>	<b>749,876</b>	<b>24%</b>	<b>87,863</b>	<b>2,277,917</b>

**Executive director**

Commitment Item	Commitment Item Description	Current Budget	YTD Expenditures	% Used	Commitments	Remaining Balance
<b>Total Executive director:</b>					<b>0</b>	<b>0</b>

**Inform. services**

Commitment Item	Commitment Item Description	Current Budget	YTD Expenditures	% Used	Commitments	Remaining Balance
501058	CLASSIFIED POS		269,440			-269,440
501070	OTH PERS SVC		3,000			-3,000
5020077100	SERVICES- APP SUP		17,695		73,823	
5020077110	SERVICES- DATA NET		125			
5020077170	SERVICES- PRINT EU		1,130			
5020077200	SERVICES- SERVERS		5,367			
5020077220	SERVICES- VOICENET		13,857		10,800	
5020077240	DP SERVICES – STATE		180,649			



**South Carolina Workers' Compensation Commission**  
**Budget vs. Actual Report**  
**FY 2022 As of 3/31/2022**  
**75% of year elapsed**

**Fund 38440000 - EARMARKED FUND**

5021469316	SECURITY ALARM SRVC		2,838			
5030010000	OFFICE SUPPLIES		3,230			
5030010004	SUBSCRIPTIONS		395			
5030067101	PRGM LIC - APP SUPP		18,021			
5030067110	EQUIP&SUPP- DATA NET		1,271			
5030067130	EQUIP&SUPP- EUC		4,222		4,650	
5030067131	PLM- EUC		1,175			
5030067141	PLM- ITSD		9,590			
5030067170	EQUIP&SUPP- PRINT EU		4,760		2,440	
5030067211	PLM- STORAGE		50			
5030090000	COMMUNICATION SUPP		1,300			
5031010000	LAUNDRY SUPPLIES		53			
5040057000	CONTINGNT RENT - IT		3,370		-	
5041010000	DUES & MEMBER FEES		100			
5050010000	IN ST-MEALS-NON-REP		285			
5050020000	IN ST-LODGING		1,323			
5050041000	HR-IN ST-AUTO MILES		554			
5050050000	IN ST-OTHER TRANS		554			
5050070000	IN ST-REGISTR FEES		1,874			
5050510000	OUT ST-MEALS-NON-REP		100			
5050520000	OUT ST-LODGING		1,032			
5050531000	HR-OUT ST-AIR TRANS		498			
5050550000	OUT ST-OTHER TRANS		260			
5050560000	OUT ST-MISC TR EXPEN		120			
<b>Total OTHER OPERATING:</b>			<b>275,798</b>		<b>91,713</b>	<b>-367,512</b>
<b>Total Inform. services:</b>			<b>548,238</b>		<b>91,713</b>	<b>-639,951</b>

**South Carolina Workers' Compensation Commission**  
**Budget vs. Actual Report**  
**FY 2022 As of 3/31/2022**  
**75% of year elapsed**

**Fund 38440000 - EARMARKED FUND**

**Claims**

Commitment Item	Commitment Item Description	Current Budget	YTD Expenditures	% Used	Commitments	Remaining Balance
501058	CLASSIFIED POS	280,850	167,918	60%		112,932
501070	OTH PERS SVC		4,000			-4,000
512001	OTHER OPERATING	19,700				
5030010000	OFFICE SUPPLIES		22			
5050020000	IN ST-LODGING		164			
Total OTHER OPERATING:		19,700	185	1%	0	19,515
<b>Total Claims:</b>		<b>300,550</b>	<b>172,104</b>	<b>57%</b>	<b>0</b>	<b>128,446</b>

**South Carolina Workers' Compensation Commission**  
**Budget vs. Actual Report**  
**FY 2022 As of 3/31/2022**  
**75% of year elapsed**

**Fund 38440000 - EARMARKED FUND**

**Commissioners**

Commitment Item	Commitment Item Description	Current Budget	YTD Expenditures	% Used	Commitments	Remaining Balance
501033	COMMISSIONER		-254			254
501050	TAXABLE SUBS	70,000				70,000
512001	OTHER OPERATING	230,700				
5020077112	NCV- DATA NET		1,026			
5020080000	FREIGHT EXPRESS DELV		100			
5020120000	CELLULAR PHONE SVCS		15,610			
5021010003	LEGAL SRV-TRANSCRIPT		2,066			
5021010005	LEGAL SRV-REPORTER		52,637			
5021410000	EDUC & TRNG-STATE		150			
5021540000	NON-IT OTHER PRO SRV		345			
5021540001	PROF SRV-LANG INTER		150			
5030010000	OFFICE SUPPLIES		76			
5030090000	COMMUNICATION SUPP		1,050			
5050010000	IN ST-MEALS-NON-REP		1,106			
5050020000	IN ST-LODGING		3,711			
5050031000	HR-IN ST-AIR TRANS		82			
5050040000	IN ST-AUTO MILEAGE		206			
5050041000	HR-IN ST-AUTO MILES		14,267			
5050060000	IN ST-MISC TR EXP		265			
5050080000	IN ST-SUBSIST ALLOW		4,021			
5050510000	OUT ST-MEALS-NON-REP		85			
5050570000	OUT ST-REGISTR FEES		565			
Total OTHER OPERATING:		230,700	97,519	42%	0	133,181
<b>Total Commissioners:</b>		<b>300,700</b>	<b>97,265</b>	<b>32%</b>	<b>0</b>	<b>203,435</b>

**South Carolina Workers' Compensation Commission**  
**Budget vs. Actual Report**  
**FY 2022 As of 3/31/2022**  
**75% of year elapsed**

**Fund 38440000 - EARMARKED FUND**

**Insurance & Medical**

Commitment Item	Commitment Item Description	Current Budget	YTD Expenditures	% Used	Commitments	Remaining Balance
501058	CLASSIFIED POS	435,902	278,920	64%		156,982
501070	OTH PERS SVC	31,200	13,539	43%		17,661
512001	OTHER OPERATING	54,500				
5020080000	FREIGHT EXPRESS DELV		38			
5021540000	NON-IT OTHER PRO SRV		16,755			
5024990000	OTH CNT-NON-IT & REA		680			
5030010000	OFFICE SUPPLIES		321			
5030010004	SUBSCRIPTIONS		782			
5030030000	PRINTED ITEMS		421			
5030070000	POSTAGE		15			
5050010000	IN ST-MEALS-NON-REP		224			
5050020000	IN ST-LODGING		2,347			
5050031000	HR-IN ST-AIR TRANS		288			
5050041000	HR-IN ST-AUTO MILES		878			
5050050000	IN ST-OTHER TRANS		87			
5050060000	IN ST-MISC TR EXP		102			
5050070000	IN ST-REGISTR FEES		350			
5050510000	OUT ST-MEALS-NON-REP		85			
5050570000	OUT ST-REGISTR FEES		415			
Total OTHER OPERATING:		54,500	23,788	44%	0	30,712
<b>Total Insurance &amp; Medical:</b>		<b>521,602</b>	<b>316,247</b>	<b>61%</b>	<b>0</b>	<b>205,355</b>

**South Carolina Workers' Compensation Commission**  
**Budget vs. Actual Report**  
**FY 2022 As of 3/31/2022**  
**75% of year elapsed**

**Fund 38440000 - EARMARKED FUND**

**Judicial**

Commitment Item	Commitment Item Description	Current Budget	YTD Expenditures	% Used	Commitments	Remaining Balance
501058	CLASSIFIED POS	470,084	339,277	72%		130,807
501070	OTH PERS SVC	62,193	37,125	60%		25,068
512001	OTHER OPERATING	12,800				
5021010003	LEGAL SRV-TRANSCRIPT		155			
5021010005	LEGAL SRV-REPORTER		1,843			
5030010000	OFFICE SUPPLIES		149			
5030067130	EQUIP&SUPP- EUC		167			
5040490008	RENT POSTAGE EQUIP		2,145			
5050020000	IN ST-LODGING		164			
Total OTHER OPERATING:		12,800	4,623	36%	0	8,177
<b>Total Judicial:</b>		<b>545,077</b>	<b>381,024</b>	<b>70%</b>	<b>0</b>	<b>164,053</b>

**Employer Contributions**

Commitment Item	Commitment Item Description	Current Budget	YTD Expenditures	% Used	Commitments	Remaining Balance
513000	EMPLOYER CONTRIB	724,260	524,608	72%	0	199,652
<b>Total Employer Contributions:</b>		<b>724,260</b>	<b>524,608</b>	<b>72%</b>	<b>0</b>	<b>199,652</b>

<b>Total EARMARKED FUND:</b>		<b>5,507,845</b>	<b>2,789,362</b>	<b>51%</b>	<b>179,576</b>	<b>2,538,907</b>
------------------------------	--	------------------	------------------	------------	----------------	------------------

**South Carolina Workers' Compensation Commission**

**Commitments**

**FY 2022 As of 3/31/2022**

**Fund 10010000 - GENERAL FUND**

**Inform. services**

Commitment Item	Commitment Item Description	Vendor	Commitment
5030067130	EQUIP&SUPP- EUC	DELL MARKETING LP	6,100
<b>Total Inform. services:</b>			<b>6,100</b>

<b>Total GENERAL FUND:</b>	<b>6,100</b>
----------------------------	--------------

**Fund 38440000 - EARMARKED FUND**

**Administration**

Commitment Item	Commitment Item Description	Vendor	Commitment
5021540001	PROF SRV-LANG INTER	GLOBAL INTERPRETING NETWORK INC	32
5030067101	PRGM LIC - APP SUPP	WEST PUBLISHING CORPORATION	9,022
5040060000	ST RENT-NON ST BLDG	GALIUM 1333 MAIN LLC	1,291
5040490009	RENT PARKING	REPUBLIC PARKING SYSTEM INC	2,885
5041840000	LEASE BLDG PRINCIPAL	GALIUM 1333 MAIN LLC	72,629
5041850000	LEASE BLDG INTEREST	GALIUM 1333 MAIN LLC	2,003
<b>Total Administration:</b>			<b>87,863</b>

**Inform. services**

Commitment Item	Commitment Item Description	Vendor	Commitment
5020077100	SERVICES- APP SUP	INSURANCE SERVICES OFFICE INC	62,640
5020077220	SERVICES- VOICENET	NWN CORPORATION	10,800
5030067130	EQUIP&SUPP- EUC	KEYMARK INC	4,650
5030067170	EQUIP&SUPP- PRINT EU	US INK AND TONER INC	2,440
<b>Total Inform. services:</b>			<b>80,530</b>

<b>Total EARMARKED FUND:</b>	<b>179,576</b>
------------------------------	----------------

Any items with vendor "Not assigned" are pending financial adjustments. Any commitment on the Budget vs. Actual Report that is missing from this list is a travel commitment.