

A G E N D A

SOUTH CAROLINA WORKERS' COMPENSATION COMMISSION

1333 Main Street, 5th Floor
Columbia, South Carolina 29201
August 30, 2021, 10:30 a.m.

Meeting to be held in Hearing Room A

This meeting agenda was posted prior to the meeting and proper advance notice was made to all concerned parties in compliance with requirements in the Freedom of Information Act.

- | | |
|---|--|
| 1. CALL TO ORDER | CHAIRMAN BECK |
| 2. APPROVAL OF AGENDA OF BUSINESS MEETING OF AUGUST 30, 2021 | CHAIRMAN BECK |
| 3. APPROVAL OF MINUTES OF THE BUSINESS MEETING OF JULY 19, 2021(Tab 1) | CHAIRMAN BECK |
| 4. GENERAL ANNOUNCEMENTS | MR. CANNON |
| 5. APPLICATIONS FOR APPROVAL TO SELF-INSURE (Tab 2) | MS. BOGGS |
| 6. DEPARTMENT DIRECTORS' REPORTS
Human Resources (Tab 3)
Information Services (Tab 4)
Insurance and Medical Services (Tab 5)
Claims (Tab 6)
Judicial (Tab 7) | MS. WARD
MS. SPRANG
MR. DUCOTE
MS. SPANN
MS. BRACY |
| 7. DEPARTMENT OF VOCATIONAL REHABILITATION
Monthly Report (Tab 8) | MR. CANNON |
| 8. EXECUTIVE DIRECTOR'S REPORT (Tab 9) | MR. CANNON |
| 9. FINANCIAL REPORT (Tab 10) | MR. CANNON |
| 10. OLD BUSINESS | CHAIRMAN BECK |
| 11. NEW BUSINESS
Changes to Business Meeting Dates for November and December | CHAIRMAN BECK |
| 12. EXECUTIVE SESSION
A. An Executive Session is requested to discuss a contractual matter and receive a legal briefing from the General Counsel | CHAIRMAN BECK |
| 14. ADJOURNMENT | CHAIRMAN BECK |

1	Approval of Minutes of the Business Meeting of July 19, 2021
2	Self-Insurance
3	Human Resources
4	Information Services
5	Insurance and Medical Services
6	Claims
7	Judicial
8	Vocational Rehabilitation
9	Executive Director's Report
10	Financial Report
11	Changes to Full Commission dates for November and December
12	Executive Session Materials

THE
SOUTH CAROLINA WORKERS'
COMPENSATION COMMISSION
MINUTES OF THE BUSINESS MEETING

July 19, 2021

A Business Meeting of the South Carolina Workers' Compensation Commission was conducted on Monday, July 19, 2021 at 10:30 AM. The meeting agenda was posted prior to the meeting and proper advance notice was made in compliance with requirements in the Freedom of Information Act. The following Commissioners participated:

SUSAN S. BARDEN, VICE CHAIR (**SITTING CHAIRPERSON**)
R. MICHAEL CAMPBELL, II, COMMISSIONER
MELODY L. JAMES, COMMISSIONER (**VIA PHONE**)
GENE MCCASKILL, COMMISSIONER
AISHA TAYLOR, COMMISSIONER
AVERY B. WILKERSON, JR., COMMISSIONER

Also participating Gary Cannon Executive Director; Keith Roberts, General Counsel; Amy Bracy, Judicial Director; Wayne Ducote; Insurance & Medical Services, Claims Director; Emillie Boggs, Self-Insurance Director; Alexa Stuart, Human Resources Manager; Bridget Ward, Human Resource Manager; Amy Proveaux, Executive Assistant.

Chairman Barden called the meeting to order at 10:37 AM

Commissioner Barden served as Chairperson for the July Full Commission Business Meeting, in the absence of Chairman Beck. A moment of silence was observed in memory of the passing of Chairman Beck's mother.

AGENDA

Commissioner McCaskill moved that the agenda be approved. Commissioner Taylor seconded the motion, and the motion was approved.

APPROVAL OF MINUTES – BUSINESS MEETING OF JUNE 21, 2021

Commissioner McCaskill moved to amend the minutes to include that Executive Session was called to receive legal advice from General Counsel regarding litigation pending before the Chief Procurement Officer. Commissioner Taylor seconded the motion.

Commissioner McCaskill moved that the minutes of the Business Meeting of June 21, 2021, be approved as amended. Commissioner Taylor seconded the motion, and the motion was approved.

GENERAL ANNOUNCEMENTS

Mr. Cannon introduced our new Human Resource Manager, Bridget Ward. Ms. Ward will be replacing Ms. Stuart upon her retirement.

APPLICATIONS FOR APPROVAL TO SELF-INSURE

Self-insurance applications were presented by Emillie Boggs, Self-Insurance Director. Seven (7) prospective members of two (2) funds was presented to the Commission for approval.

New Applications:

SC School Boards Insurance Trust

Union County Schools

South Carolina Home Builders SIF

Allan Dawn Homes LLC
Birch Home Builders LLC
Edgewood Builders, Inc.
Just Electric LLC
Pools of Charleston, LLC
Southeast Design Group LLC

After examination of the applications, it was determined that each complied with the Commission's requirements and each was recommended for approval. Commissioner Wilkerson made a motion to approve all members and funds application to self-insure, and Commissioner Taylor seconded the motion. The motion was approved.

DEPARTMENT DIRECTORS' REPORTS

Ms. Stuart presented a few highlights from her report and told the Commission how much she has enjoyed her time at the Commission.

Mr. Ducote commended his team that everyone is working hard and helped his department increase the production levels, which have been down due to the department having several vacant positions for a prolonged time.

Ms. Spann also commended her team for how hard they are working.

Ms. Bracy presented a brief overview of her report.

VOCATIONAL REHABILITATION

The Vocational Rehabilitation report was submitted in written form. There were no questions or comments from the Commission.

EXECUTIVE DIRECTOR'S REPORT

The Executive Director's report was submitted in written form. Mr. Cannon pointed out a few highlights of the report; the Annual Report, Ad Hoc Committee and Covid claim numbers.

ADMINISTRATION – FINANCIAL REPORT

Gary Cannon, Executive Director submitted the Financial Report to the Commission in written form. Mr. Cannon highlighted key data from the report.

OLD BUSINESS

No items of old business.

NEW BUSINESS

Sonji Spann gave an accolade to the IT Department for their assistance in time stamping electronic forms. The Commission was presented with the Advisory Notice advising that all Form 18's will be filed electronically beginning August 1, 2021. After discussion, Commissioner Taylor made a Motion to Amend to move the date to take effect on September 1, 2021. Commissioner Wilkerson seconded the motion. The motion was approved.

ADJOURNMENT

Commissioner Taylor made the motion to adjourn. Commissioner McCaskill seconded the motion, and the motion was approved.

The July 19, 2021, meeting of the South Carolina Workers' Compensation Commission adjourned at 11:01 a.m.

Reported: August 25, 2021
Amy Proveaux
Office of the Executive Director

State of South Carolina

1333 Main Street, 5th Floor
P.O. Box 1715
Columbia, S.C. 29202-1715



TEL: (803) 737-5700
FAX: (803) 737-5764

Workers' Compensation Commission

TO: Gary Cannon

FROM: Bridget Ward

DATE: August 12, 2021

SUBJECT: Monthly Human Resources Report for August 2021 Business Meeting

This report summarizes the activities of Human Resources during the period of July 1, 2021 through July 31, 2021.

In July the Commission had 52 full time employees. We have 1 temporary legal intern. We have 1 part-time employee.

- **New Hires:** One
- **Separations or Retirements:** None
- **FMLA Leaves:** None

In July, we processed 6 SCEIS transactions and 5 SCEIS time transactions. Detailed payroll and time reports were run as scheduled.

We sent 26 "All Employee" emails during the month. We processed 8 travel reports in the month of June. We responded to benefit questions and made changes. We received and reviewed 815 emails and sent 380 emails.

We have one building issue which includes the law firm on the floor and Gary Cannon is the point of contact for the issue. This issue is an ongoing one and is yet to be resolved. There was one parking issue.

Since March 23, 2020, we have been reporting to the State HR Department data regarding who was working onsite, telecommuting, and taking leave. This changed to reporting only on Wednesday. We no longer report on new COVID cases. There was one COVID case this in the office this month and the employee return to work after protocol was followed, contact tracing was done and the appropriate quarantine period was observed.

We maintain the necessary PPE to safely work onsite as needed. We have an ample supply of PPE in stock.

After the hiring process was concluded in June, a replacement HR Manager was hired in July and started on July 13. In July we went through the hiring process to find a replacement Administrative Coordinator. The new Administrative Coordinator will start the beginning of August.

New HR Manager was assigned several tasks by the Executive Director; some of which are coordinating with the Department of Administration to update ID's employee ID badges for those that have expired and updating existing PD (Position Descriptions) for certain classification within the agency.

State of South Carolina

1333 Main St, Suite 500
P.O. Box 1715
Columbia, S.C. 29202-1715



Tel: (803) 737-5700
Fax: (803) 737-1258
www.wcc.sc.gov

Workers' Compensation Commission

To: Gary Cannon
SCWCC Executive Director
From: Sandee Sprang, IT Director
Date: August 30, 2021
Subject: IT Department August 2021 Full Commission Report

This report summarizes the activities and accomplishments for projects and initiatives in the IT department during July 2021.

I. Systems Operations, Maintenance and Support

EDI

The team worked with multiple EDI Trading Partners identify specific reasons for data rejections on Claims and POC submissions. We continue our participation in IAIABC conference calls for: Jurisdiction Only meetings, EDI Claims Committee and the POC 3.0 taskforces.

Progress

Duane provided standard support for invoice and check reconciliation issues to end users. The new Progress development server build is complete, and the latest version of the software is installed and running. During testing, an integration issue with Progress and OnBase was discovered; Duane and Kim are working with both vendors, KeyMark and Progress, to resolve that requires some reprogramming. Implementation is scheduled for September 22nd starting at 6:00 PM.

Systems Support

During July, in addition to the standard break/fix work, Jason began rolling out Microsoft Teams to agency staff. He also began building the configuration image for the new laptops and deploying the new hardware. He is working with the Department of Administration's Endpoint Support team and Division of Information Security to evaluate new security protocols recommended that will be included on the laptops.

Reporting

The IT team generated several Open Claims reports and Outstanding Carrier Fines for external stakeholders and provided Compliance reports for internal staff. Sandee completed the IT Planning report and began work on the Division of Information Security's annual report.

Hardware

Jason is tracking the status of hardware related to the upfit of Hearing Room A and B; supply chain issues are constraining the start date for this project.

II. Projects, Enhancements and Development

Legacy Modernization

The IT team dedicated time to preparing for mediation and developing the detailed specifications for the RFP solicitation.

Other Tasks

The IT team is working with various vendors, including DTO, to estimate the costs required to establish full technological functionality in an alternate location.

III. Trainings and Meetings

Sandee attended the SAWCA Convention. She also attended several meetings related to the breach of contract litigation.

State of South Carolina



Workers' Compensation Commission

To: Mr. Gary Cannon
SCWCC Executive Director

From: Wayne Ducote, Jr.
IMS Director

Date: 27-Aug-21

Subj: Insurance and Medical Services Department
July 2021 Full Commission Report

Please find attached information provided to summarize the status and workflow of initiatives currently underway within the Insurance and Medical Services (IMS) Department.

In addition to the statistical data provided, please be advised of the following:

- | | |
|---------------------|--|
| Compliance Division | <ol style="list-style-type: none">1. Reviewing revenue metrics / projections.2. Working with staff to review workflow processes and additional training opportunities.3. Continuing to explore outreach opportunities with stakeholders. |
| Coverage Division | <ol style="list-style-type: none">1. Working with staff to review workflow processes and explore opportunities to enhance service provision.2. Lapse in Coverage: 54 new registrants; 0 notifications sent. |
| Medical Services | <ol style="list-style-type: none">1. No medical bill reviewer certifications were completed and processing six medical bill reviewer certifications and renewals.2. Fifteen medical bill pricing reviews were done in the month of July. |

While this summary is in no way all-inclusive, it may serve to assist you and our Commissioners in understanding the key initiatives underway in the IMS Department and provide measures by which the Department's effectiveness can be gauged. IMS welcomes any guidance that you and/or our Commissioners can provide concerning our performance and direction.

Employer Rule to Show Cause Hearings and Compliance Activity

The Compliance Division docketed **1** new RTSC cases and **2** total RTSC cases in the month of July. And, compelled **70** South Carolina employers to come into compliance with the Act. Year to date, **1** new RTSC cases and **2** total RTSC cases have been docketed.

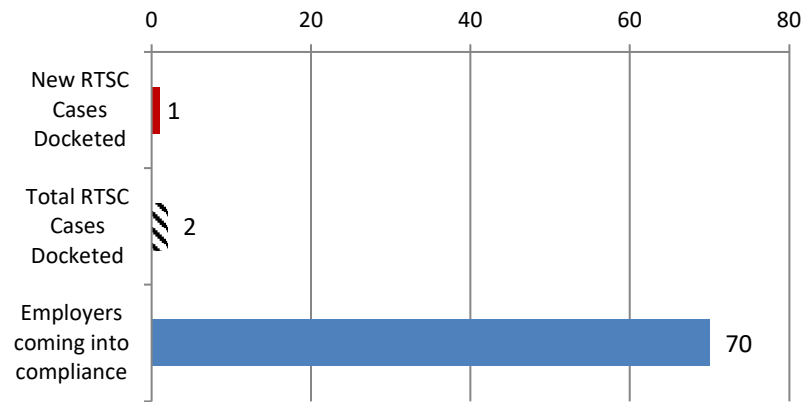
Employers Obtaining Coverage

Year to date, the Compliance Division has compelled **70** South Carolina employers to come into compliance with the Act. In so doing, approximately **526** previously uninsured workers are now properly covered.

Penalties Waived

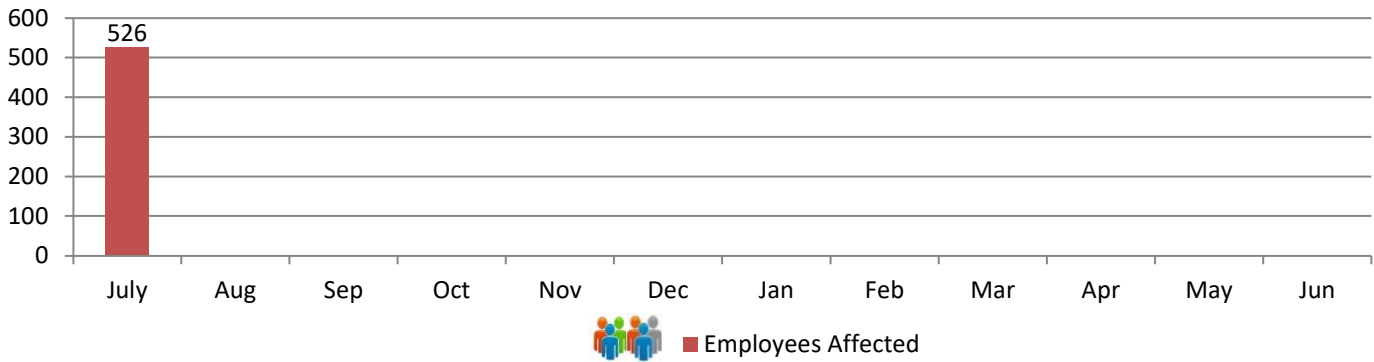
Although the Division has assessed \$843 k in fines this fiscal year, \$661 k have been waived or rescinded as employers have either obtained insurance coverage or were found not to be subject to the Act.

RTSC and Compliance Activity



Fines and Penalties

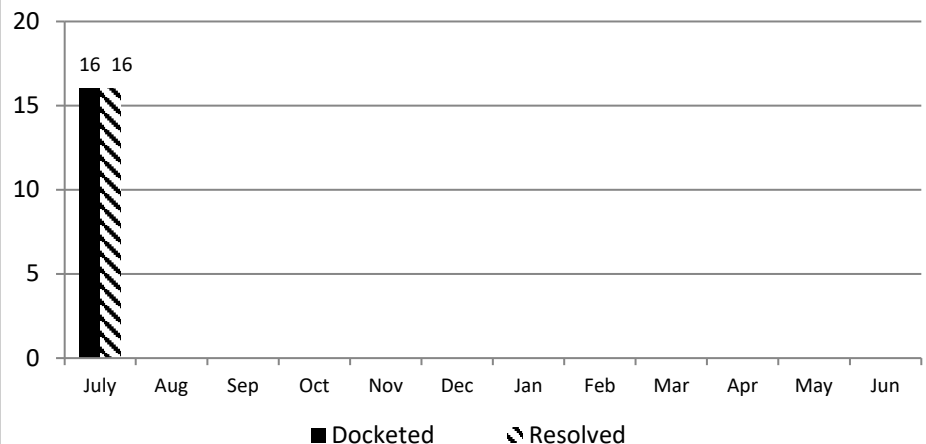
Millions



Carrier Rule to Show Cause Hearings

The Compliance Division manages the Rule to Show Cause process involving the recovery of outstanding carrier fines and penalties. In the month of July 2021, 16 carrier RTSC cases were docketed; 16 cases were resolved for a total of \$8,800.

Year to date, a total of 16 carrier RTSC cases have been docketed, 16 cases for a total of \$8,800 have been resolved.

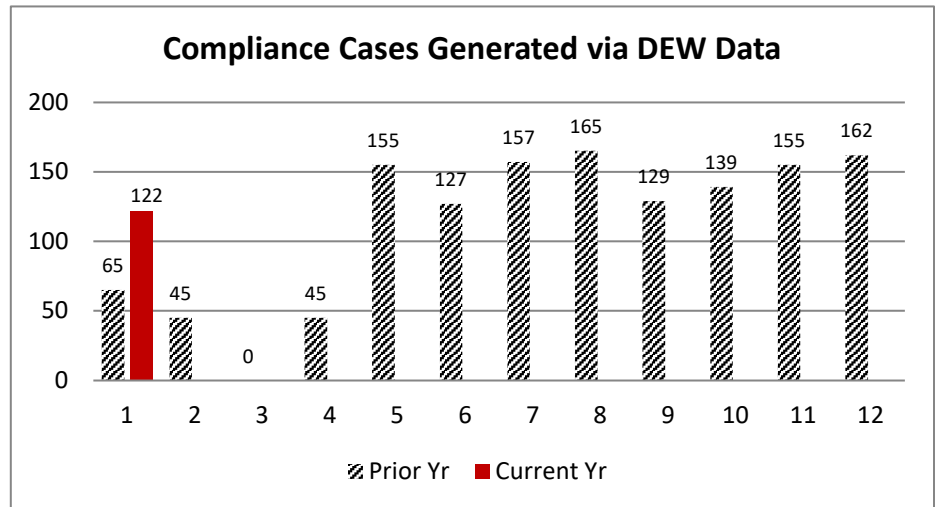
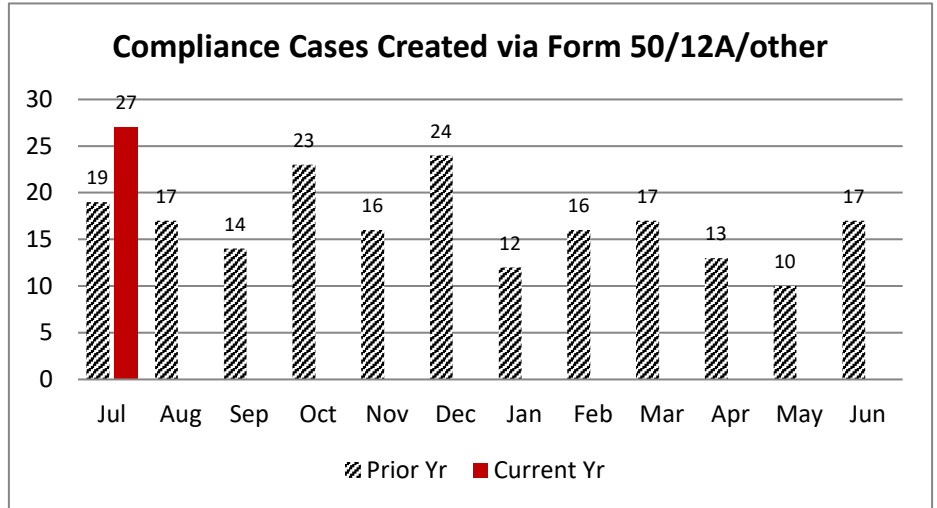


In July 2021, 27 compliance files were created from the combined filings of Form 50's, 12A's, and stakeholder reporting involving uninsured employers.

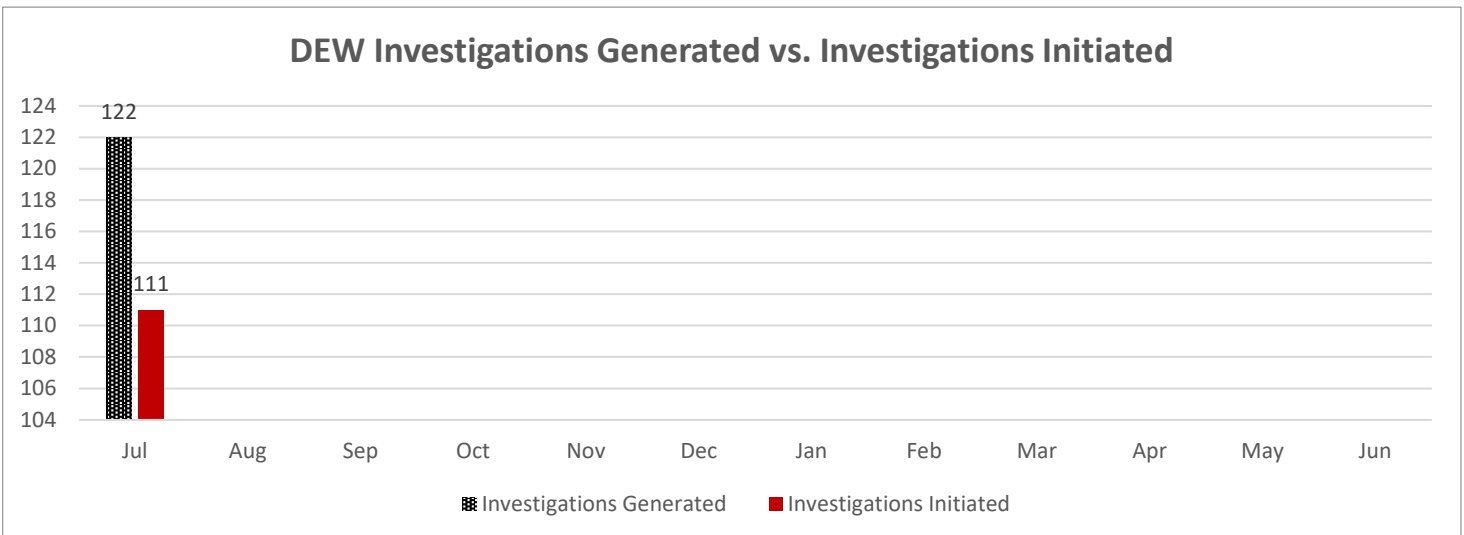
YTD vs. Prior Year total (198): 14%
 July 2020 to July 2021: 142%
 Current Yr End trend: 164% of 2020-2021
 YTD 2021-2022 v. YTD 2020-2021: 142%

In July 2021, 122 compliance files were generated from the DEW data process.

YTD vs. Prior Year total (1,344): 9%
 July 2020 to July 2021: 188%
 Current Yr End trend: 109% of 2019-2020
 YTD 2021-2022 v. YTD 2020-2021: 188%



The DEW Data Pool is determined by the total number of potential, non-compliant employers who report wages to DEW with at least 4 employees and who's FEIN does not match with any coverage records in the Commission's coverage database. The investigations generated is the number of compliance investigations generated from the pool. The investigations initiated is the number of compliance investigations initiated from those that were generated.



Carryover Caseload:

The Compliance Division closed July 2021 with 334 cases active, compared to an active caseload of 219 at the close of July 2020.

Cases Resolved:

For the month of July 2021, Compliance Division staff closed-out 141 cases.

Compliance Fines:

In July 2021, the Compliance Division collected \$106,696 in fines and penalties. Year to Date, the Compliance Division has collected \$106,696 in fines and penalties.

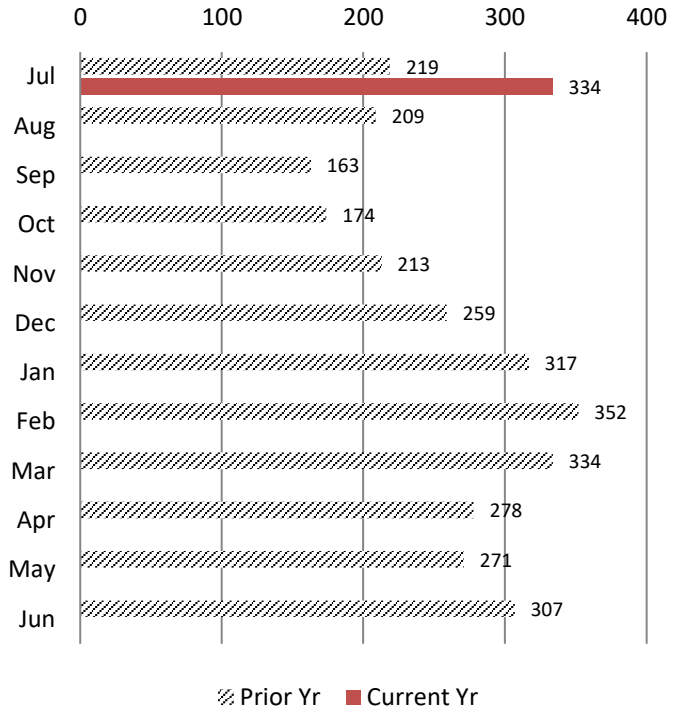
Year to Date vs Prior Year Total (\$785,893): 14%

July 2020 vs. July 2021: 157%

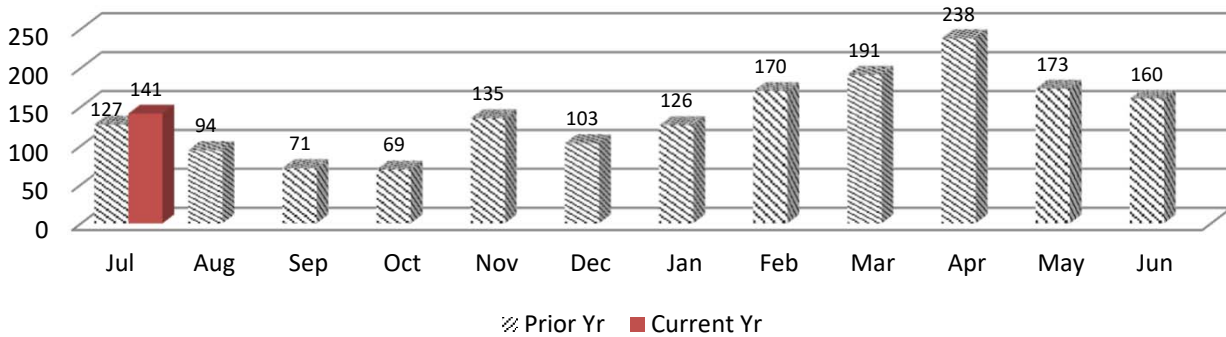
Current Year End trend is 163% of 2020-2021

YTD 2020-21 (July - June) vs YTD 2021-2022: 157%

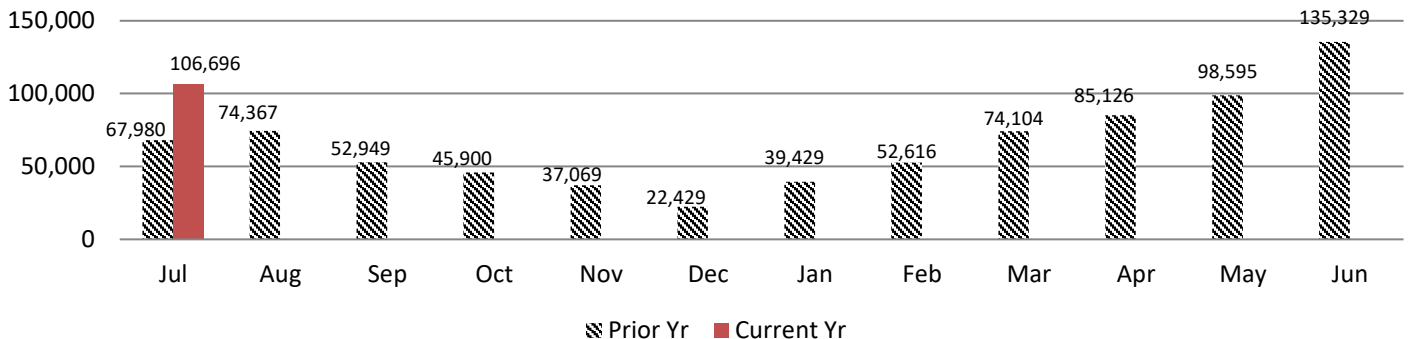
Caseload Pending v. Prior Year



Cases Resolved v. Prior Year



Compliance Fines Collected v. Prior Year

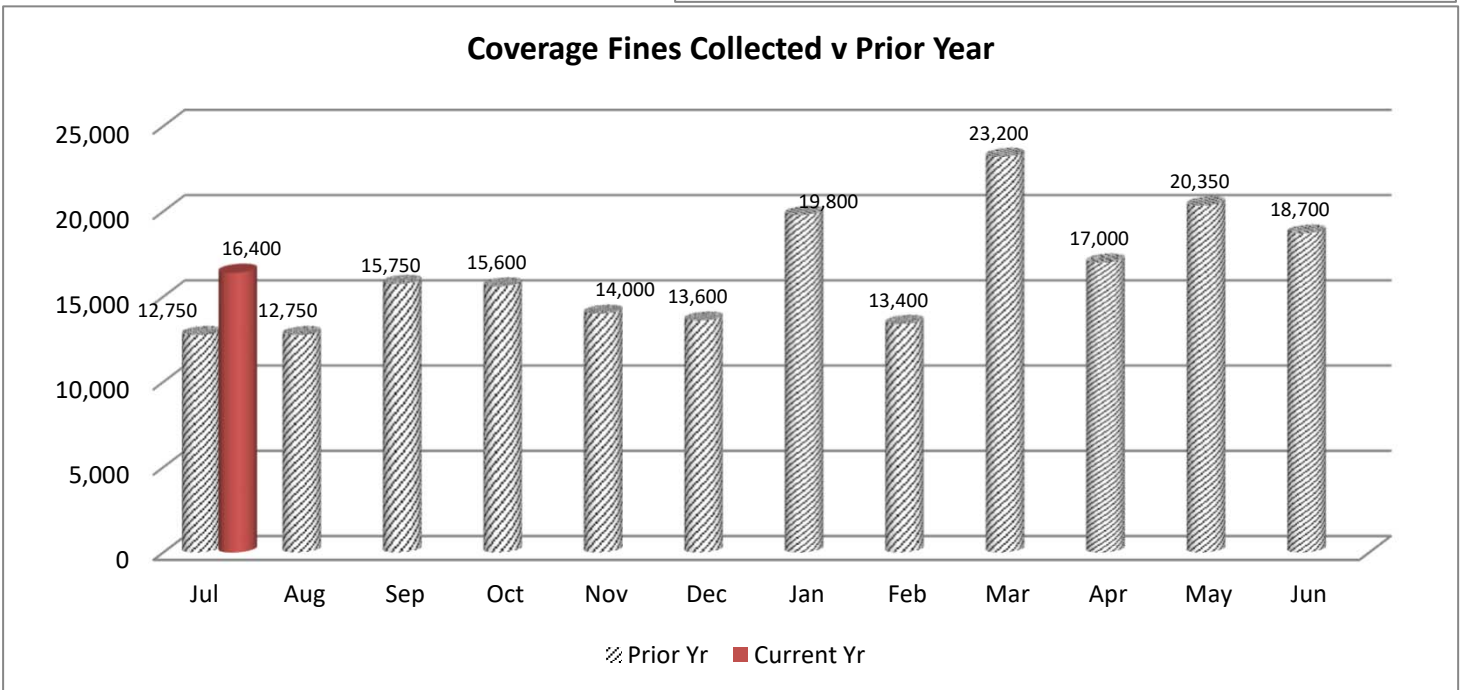
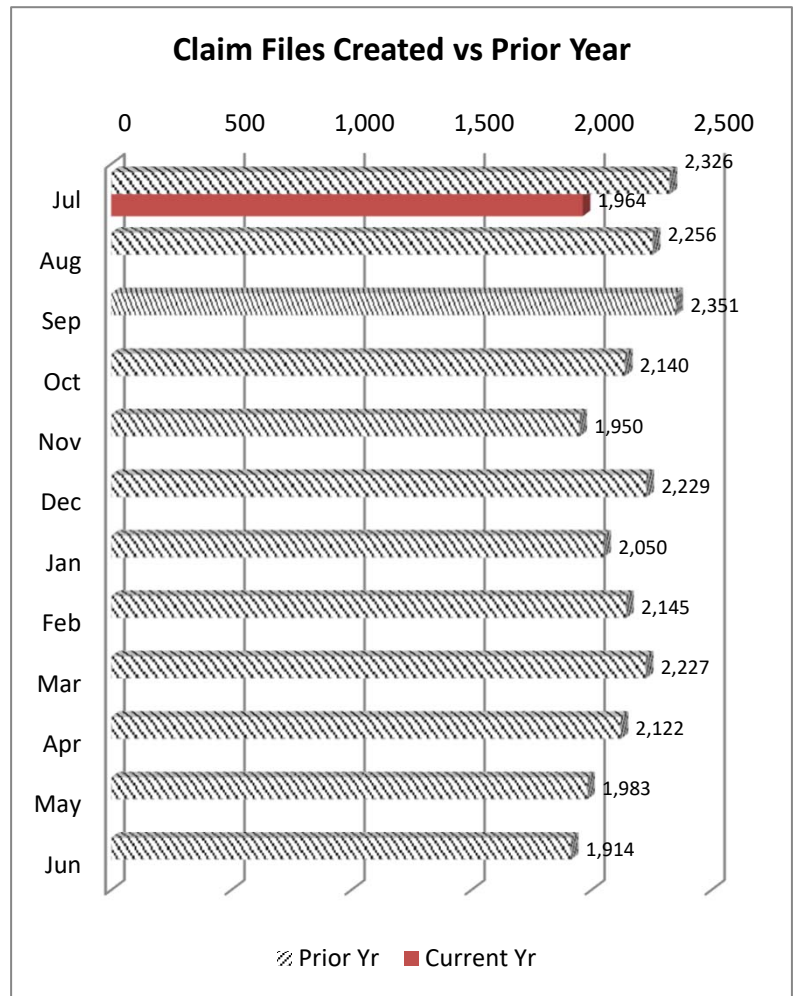


WCC Claim Files:

In July 2021, the Coverage Division received a total of 1,964 WCC Claim files. Of these, 1,651 were created through proper carrier filing of a 12A, and 313 were generated as a result of a Form 50 claim filing. Year to Date 1,964 Claim files have been created which is 8% of claim file volume prior year (25,693).

Coverage Fines:

The Coverage Division collected \$16,400 in fine revenue in July 2021, as compared to \$12,750 in Coverage fines/penalties accrued during July 2020. Year on Year, Coverage fines are at 8% of collections for prior year.



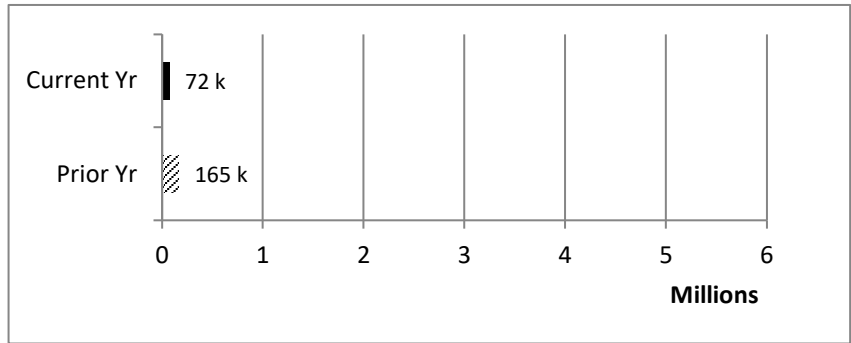
IMS SELF INSURANCE DIVISION

July 2021

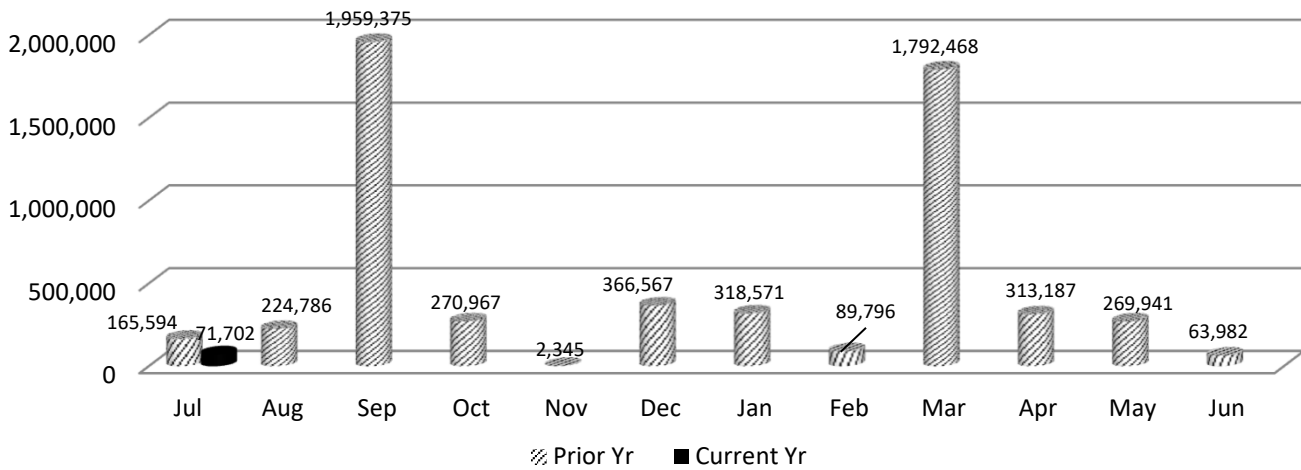
During the month of July 2021, the Self Insurance Division:

- * collected \$71,702 in self-insurance tax.
- * added 7 new self-insurers.
- * conducted 4 Self Insurance audits.

Year to Date, Self Insurance tax revenue is trending at 43% of prior year and 4 Self Insurance audits have been completed.



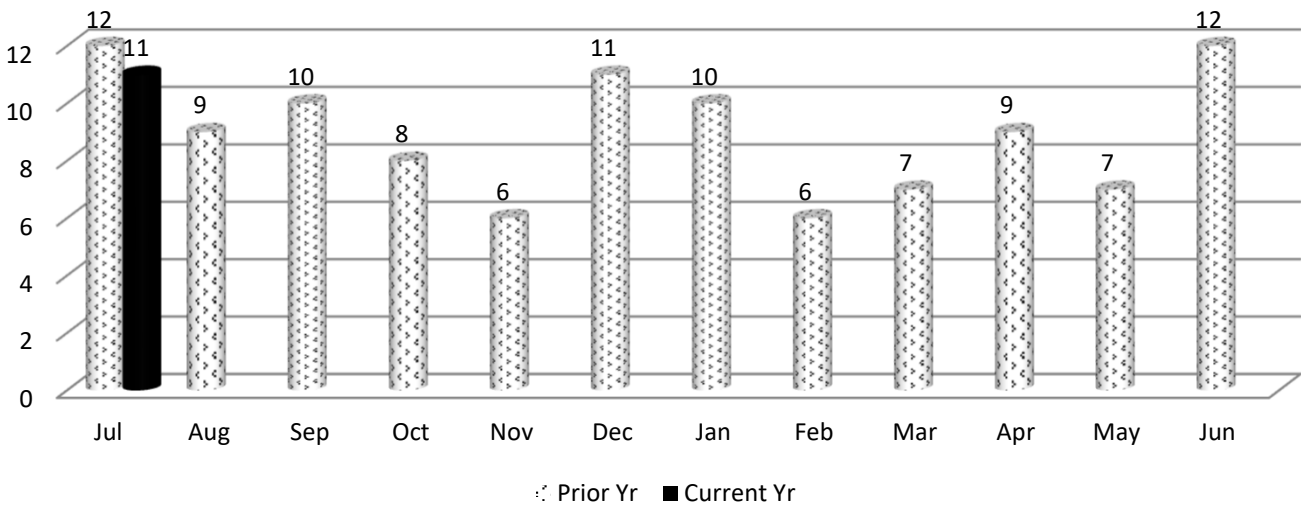
Self Insurance Tax Collections v. Prior Year



IMS MEDICAL SERVICES DIVISION

In July 2021, the Medical Services Division began the month with 12 bills pending review, received an additional 14 bills for review, conducted 15 bill reviews and ended the month with 11 bills pending.

Medical Bills Pending Review v. Prior Year



State of South Carolina

1333 Main Street, 5th Floor
P.O. Box 1715
Columbia, S.C. 29202-1715



TEL: (803) 737-5700
www.wcc.sc.gov

Workers' Compensation Commission MEMORANDUM

To: Gary Cannon, Executive Director
From: Sonji Spann, Claims Director
Date: August 20, 2021
Re: Claims Department June 2021 Full Commission Report

Attached is Claims Department activity for the period ending July 31, 2021. The format of the Claims Department report highlights the key workflow benchmarks. Comparison to last month and last year can be found on the attached excel spread sheet.

Processed	16,022
Closed	2,028
Reviewed	2,849
Revenue	\$38,650
Total Fines	331
Form 18 Fines	297
EDI – 18's	2,641
Emailed -18's	1,490
USPS-18's	75
Form 61's Rec'd	652
Form 61's App	638
Third Party Settlements Rec'd	14
Third Party Settlements Processed	14

**Claims Department Statistcal Report
Statistics For FY21-22**

Period ending , July 31, 2021

	July	August	Sept	Oct	Nov	Dec	Jan	Feb	March	April	May	June	FY21-22 Total	FY20-21 Total Same Period	% Chg same period FY20-21	FY19-20 Total Same Period
Claims Services																
Forms 15-I	1,023												1,023	1,203	-15%	1,140
Forms 15-II/Forms 17	933												933	1,032	-10%	923
Forms 16 for PP/Disf	187												187	235	-20%	177
Forms 18	4,325												4,325	4,720	92%	4,917
Forms 20	546												546	587	93%	684
Form 50 Claims Only	291												291	300	3%	260
Form 61	652												652	765	-15%	690
Letters of Rep	251												251	219	15%	201
Clinchers	831												831	890	-7%	723
Third Party Settlements	14												14	10	40%	13
SSA Requests for Info	64												64	35	83%	76
Cases Closed	2,028												2,028	2,660	-24%	2,326
Cases Reviewed	2,849												2,849	4,099	-30%	2,946
													-	-		-
													-	-		-
Total Fines Assessed	297												297	413		250
Form 18 Fines	331												331	409		216
Total Amt Paid	\$38,650	\$0	\$0	\$0	\$0	\$0	\$0	\$0	\$0	\$0	\$0	\$0	\$ 38,650	\$ 43,250	-11%	\$ 43,500

State of South Carolina



1333 Main Street
P.O. Box 1715
Columbia, S.C. 29202-1715

Tel: (803) 737-5700
Fax: (803) 737-1234
www.wcc.sc.gov

Workers' Compensation Commission

August 25, 2021

To: Gary Cannon
Executive Director

From: Amy A. Bracy
Judicial Director

RE: Monthly Judicial Report for July 2021

During the month of July, the Judicial Department processed seven hundred seventy-one (771) requests for hearings (claimant and defense pleadings), one hundred forty (140) Motions and one hundred nine (109) clincher conference requests that were sent to the Jurisdictional Commissioners.

There were forty (40) Single Commissioner Hearings conducted during the past month, fourteen (14) pre-hearing conferences held, and seven (7) Full Commission hearings held. A total of four hundred thirty (430) Orders (Single Commissioner Orders, Consent Orders and Administrative Orders) were served at the single Commissioner level, fifty-five (55) of those were Decision and Orders that resulted from hearings that went on the record and one hundred forty-four (144) were Motion Orders that were a result of Motions ruled upon by Commissioners.

The Informal Conference system conducted one hundred eighty-one (181) hearings during the last month.

There were twenty-six (26) regulatory mediations scheduled and sixty-five (65) requested mediations. The Judicial Department was notified of forty-four (44) matters resolved in mediation, with the receipt of Forms 70.

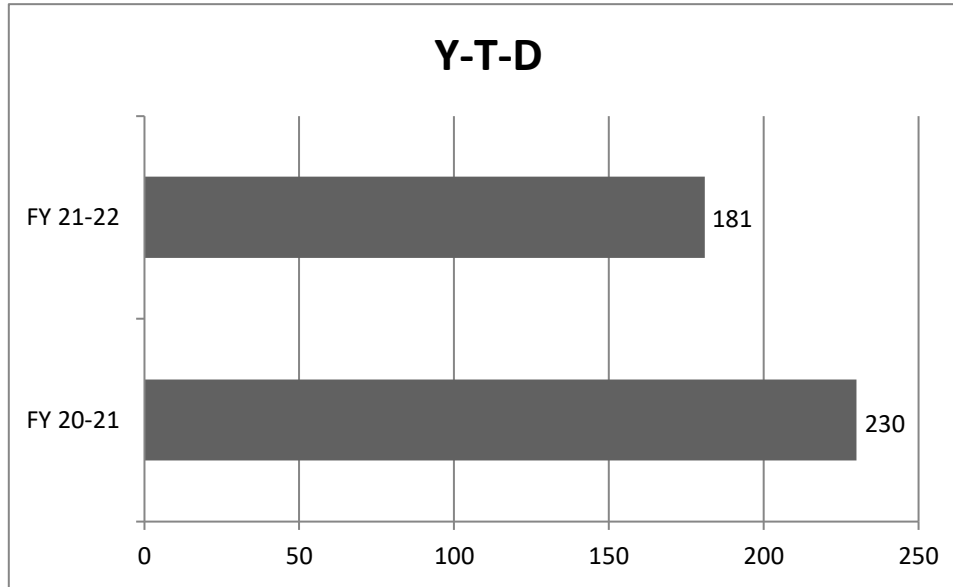
In the month of July, Judicial received two (2) Notice of Intent to Appeal to the Court of Appeals and zero (0) to the Circuit Court.

**Judicial Department Statistcal Report
Statistics For Fiscal Year 2021-2022**

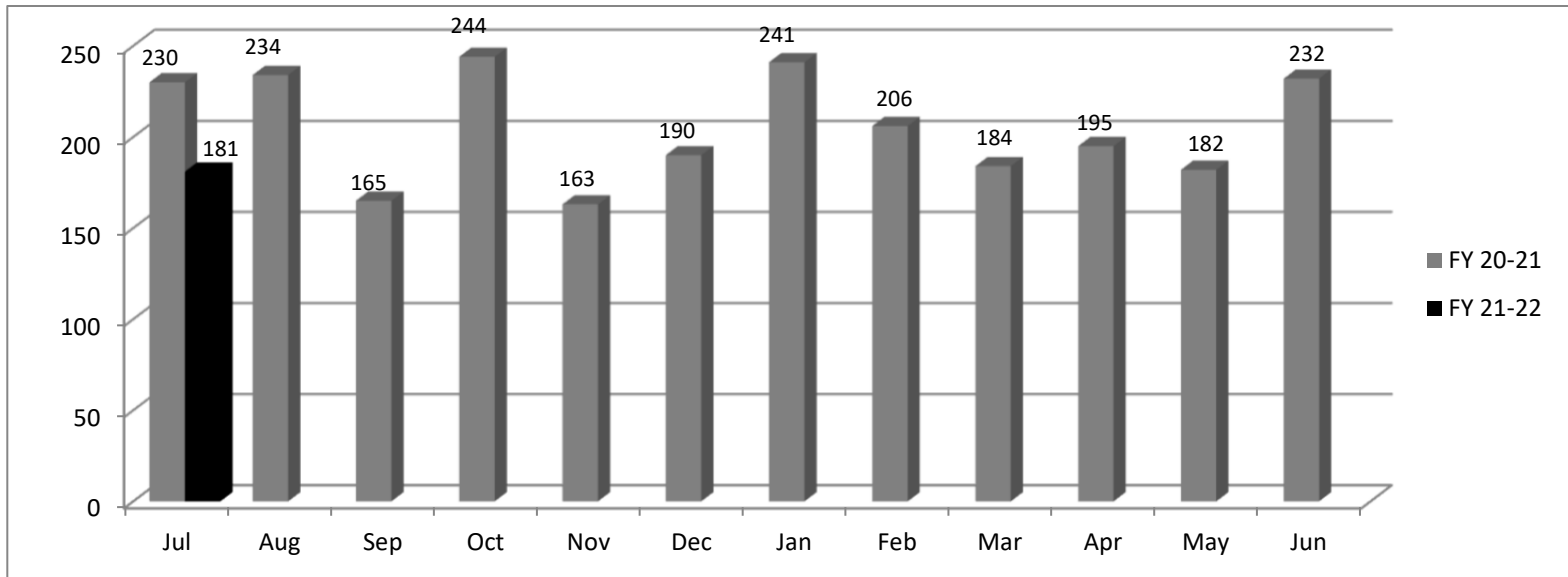
	July	Aug	Sept	Oct	Nov	Totals YTD 2021-2022	Totals YTD 2020-2021	% Diff from prev year	YTD Diff + (-)	FY21-22 Mth Avg	FY20-21 Mth Avg
Claimant Pleadings	484					484	550	-12%	(66)	40	46
Defense Response to Pleadings	409					409	440	-7%	(31)	34	37
Defense Pleadings	287					287	334	-14%	(47)	24	28
Motions	140					140	133	5%	7	12	11
Form 30	14					14	5	180%	9	1	0
FC Hearings Held	7					7	4	75%	3	1	0
FC Orders Served	14					14	15	-7%	(1)	1	1
Single Comm. Hearings Held	40					40	68	-41%	(28)	3	6
Single Comm. Orders Served	215					215	201	7%	14	18	17
Single Comm. Pre-Hearing Conf Held	14					14	38	-63%	(24)	1	3
Consent Orders	211					211	316	-33%	(105)	18	26
Adminstrative Orders	4					4	13	-69%	(9)	0	1
Clincher Conference Requested	109					109	148	-26%	(39)	9	12
Informal Conference Requested	228					228	304	-25%	(76)	19	25
Informal Conference Conducted	181					181	230	-21%	(49)	15	19
Regulatory Mediations	26					26	38	-32%	(12)	2	3
Requested Mediations	65					65	60	8%	5	5	5
Ordered Mediations	0					0	1	-100%	(1)	0	0
Mediation Resolved	44					44	47	-6%	(3)	4	4
Mediation Impasse	22					22	10	120%	12	2	1
Mediation Held; Issues Pending	0					0	0	0%	0	0	0
Claim Settled Prior to Mediation	7					7	8	-13%	(1)	1	1
Mediation Not Complete in 60 days	4					4	0	100%	4	0	0

Informal Conf. Conducted

	FY 20-21	FY 21-22
Jul	230	181
Aug	234	
Sep	165	
Oct	244	
Nov	163	
Dec	190	
Jan	241	
Feb	206	
Mar	184	
Apr	195	
May	182	
Jun	232	
Total	2466	181

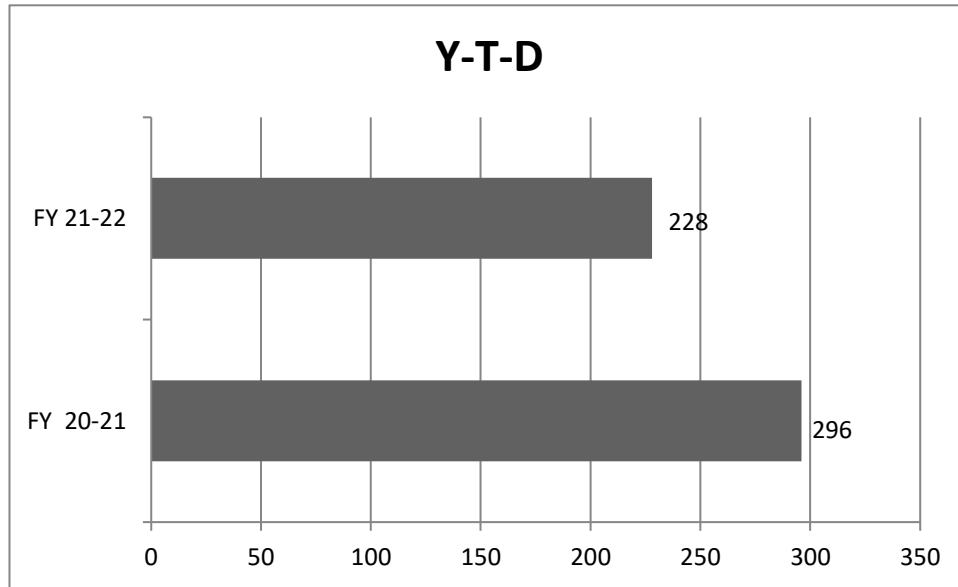


Y-T-D	FY 20-21	FY 21-22
	230	181

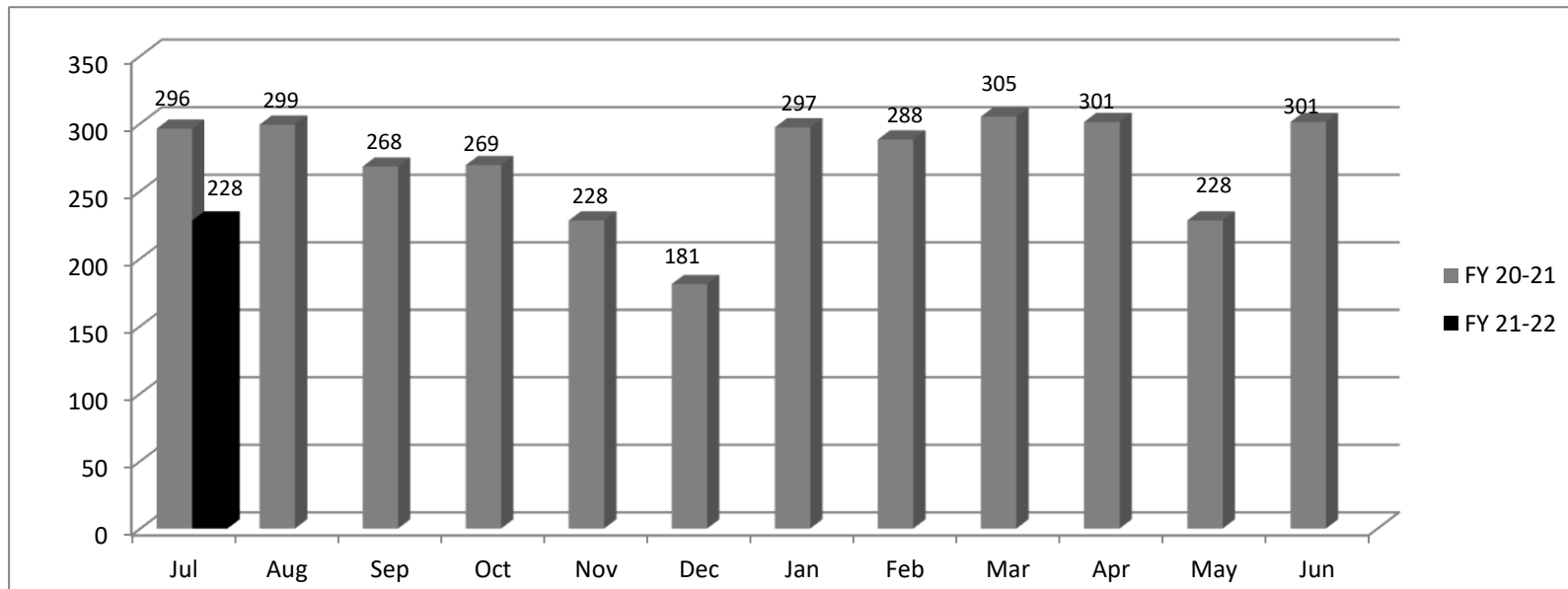


Informal Conf. Requested

	FY 20-21	FY 21-22
Jul	296	228
Aug	299	
Sep	268	
Oct	269	
Nov	228	
Dec	181	
Jan	297	
Feb	288	
Mar	305	
Apr	301	
May	228	
Jun	301	
Total	3261	228



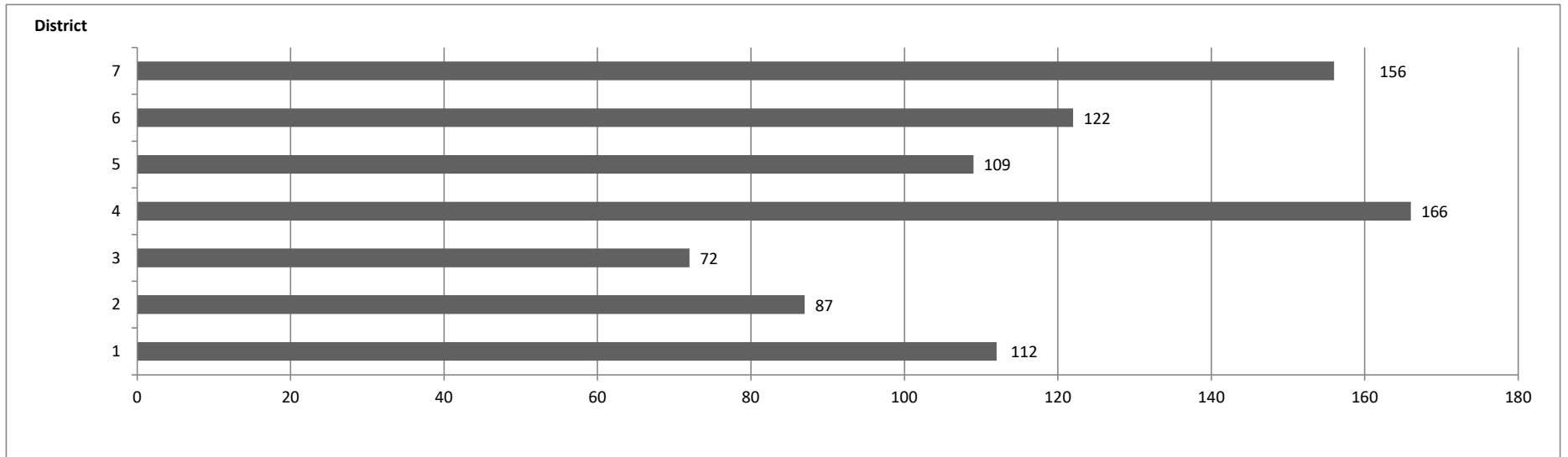
	FY 20-21	FY 21-22
Y-T-D	296	228



Pleadings Assigned - Three Year Comparison by Month

	District 1			District 2			District 3			District 4			District 5			District 6			District 7		
	Greenville			Anderson			Orangeburg			Charleston			Florence			Spartanburg			Richland		
	21-22	20-21	19-20	21-22	20-21	19-20	21-22	20-21	19-20	21-22	20-21	19-20	21-22	20-21	19-20	21-22	20-21	19-20	21-22	20-21	19-20
Jul	112	120	99	87	81	84	72	85	123	166	151	183	109	126	136	122	112	137	156	154	140
Aug		88	99		73	85		105	78		142	168		125	153		95	104		133	147
Sep		87	101		70	77		107	98		162	174		128	108		113	104		169	131
Oct		93	115		81	90		125	76		175	187		115	124		104	121		159	142
Nov		92	83		88	74		100	108		176	155		96	116		104	78		134	148
Dec		90	81		68	65		115	80		168	140		132	99		96	104		141	117
Jan		79	98		56	69		96	78		172	186		110	104		88	88		124	110
Feb		84	91		88	85		86	78		133	143		101	132		93	126		118	166
Mar		125	112		93	96		118	134		201	187		132	131		106	111		164	183
Apr		94	90		63	78		100	90		138	150		112	136		106	100		134	140
May		90	100		69	80		85	80		134	126		110	103		98	104		126	125
Jun		95	112		74	75		98	91		164	170		117	97		103	109		134	175
Totals	112	1137	1181	87	904	958	72	1220	1114	166	1916	1969	109	1404	1439	122	1218	1286	156	1690	1724

Pleadings Assigned by District Year to Date



**SC Vocational Rehabilitation Department
Workers' Compensation Commission
SYF 2022**

COUNTY	July	Aug	Sep	Oct	Nov	Dec	Jan	Feb	Mar	Apr	May	June	County Total	% of State Total
Abbeville	0	0	0	0	0	0	0	0	0	0	0	0	0	0.00%
Aiken	7	0	0	0	0	0	0	0	0	0	0	0	7	3.50%
Allendale	1	0	0	0	0	0	0	0	0	0	0	0	1	0.50%
Anderson	13	0	0	0	0	0	0	0	0	0	0	0	13	6.50%
Bamberg	2	0	0	0	0	0	0	0	0	0	0	0	2	1.00%
Barnwell	0	0	0	0	0	0	0	0	0	0	0	0	0	0.00%
Beaufort	10	0	0	0	0	0	0	0	0	0	0	0	10	5.00%
Berkeley	5	0	0	0	0	0	0	0	0	0	0	0	5	2.50%
Calhoun	0	0	0	0	0	0	0	0	0	0	0	0	0	0.00%
Charleston	11	0	0	0	0	0	0	0	0	0	0	0	11	5.50%
Cherokee	3	0	0	0	0	0	0	0	0	0	0	0	3	1.50%
Chester	0	0	0	0	0	0	0	0	0	0	0	0	0	0.00%
Chesterfield	1	0	0	0	0	0	0	0	0	0	0	0	1	0.50%
Clarendon	3	0	0	0	0	0	0	0	0	0	0	0	3	1.50%
Colleton	1	0	0	0	0	0	0	0	0	0	0	0	1	0.50%
Darlington	2	0	0	0	0	0	0	0	0	0	0	0	2	1.00%
Dillon	3	0	0	0	0	0	0	0	0	0	0	0	3	1.50%
Dorchester	5	0	0	0	0	0	0	0	0	0	0	0	5	2.50%
Edgefield	0	0	0	0	0	0	0	0	0	0	0	0	0	0.00%
Fairfield	3	0	0	0	0	0	0	0	0	0	0	0	3	1.50%
Florence	7	0	0	0	0	0	0	0	0	0	0	0	7	3.50%
Georgetown	2	0	0	0	0	0	0	0	0	0	0	0	2	1.00%
Greenville	15	0	0	0	0	0	0	0	0	0	0	0	15	7.50%
Greenwood	6	0	0	0	0	0	0	0	0	0	0	0	6	3.00%
Hampton	0	0	0	0	0	0	0	0	0	0	0	0	0	0.00%
Horry	8	0	0	0	0	0	0	0	0	0	0	0	8	4.00%
Jasper	1	0	0	0	0	0	0	0	0	0	0	0	1	0.50%
Kershaw	5	0	0	0	0	0	0	0	0	0	0	0	5	2.50%
Lancaster	1	0	0	0	0	0	0	0	0	0	0	0	1	0.50%
Laurens	2	0	0	0	0	0	0	0	0	0	0	0	2	1.00%
Lee	1	0	0	0	0	0	0	0	0	0	0	0	1	0.50%
Lexington	15	0	0	0	0	0	0	0	0	0	0	0	15	7.50%
Marion	0	0	0	0	0	0	0	0	0	0	0	0	0	0.00%
Marlboro	3	0	0	0	0	0	0	0	0	0	0	0	3	1.50%
McCormick	0	0	0	0	0	0	0	0	0	0	0	0	0	0.00%
Newberry	2	0	0	0	0	0	0	0	0	0	0	0	2	1.00%
Oconee	2	0	0	0	0	0	0	0	0	0	0	0	2	1.00%
Orangeburg	5	0	0	0	0	0	0	0	0	0	0	0	5	2.50%
Pickens	8	0	0	0	0	0	0	0	0	0	0	0	8	4.00%
Richland	12	0	0	0	0	0	0	0	0	0	0	0	12	6.00%
Saluda	1	0	0	0	0	0	0	0	0	0	0	0	1	0.50%
Spartanburg	13	0	0	0	0	0	0	0	0	0	0	0	13	6.50%
Sumter	11	0	0	0	0	0	0	0	0	0	0	0	11	5.50%
Union	0	0	0	0	0	0	0	0	0	0	0	0	0	0.00%
Williamsburg	1	0	0	0	0	0	0	0	0	0	0	0	1	0.50%
York	9	0	0	0	0	0	0	0	0	0	0	0	9	4.50%
Monthly Totals	200	0	0	0	0	0	0	0	0	0	0	0	200	100.00%

State of South Carolina

1333 Main Street, 5th Floor
P.O. Box 1715
Columbia, S.C. 29202-1715



Workers' Compensation Commission

Executive Director's Report August 30, 2021

Ad Hoc Advisory Committee – Medical Services Provider Manual

The second AD Hoc Committee Meeting was held on Friday, July 16, 2021 via Zoom. Twenty-nine members and staff participated. After a general discussion of the process for updating the Medical Services Provider Manual (MSPM) the committee discussed several specific issues submitted by stakeholders. Staff was asked to conduct research on the legal requirements for updating the MSPM for discussion at the next meeting. The next meeting was scheduled for, Friday August 20, 2021 at 10:00 am, via Zoom.

COVID-19 Claims for July 2021

Total Claims Filed from 2/1/2020 – 7/31/2021	3,451
Claims reported to the Commission in July, 2021	16
Total Reported Fatalities from 2/1/2020 – 7/31/2021	25
Open Claims denied on Form 19	9
Closed Claims denied on a Form 19	2038
Total Claims closed	3165
Claims with attorney representation	122
Claims with active Judicial Activity	14
Claims with closed Judicial Activity	39
Total Medical Paid on closed claims thru 7/31/2021	\$592,593
Total Non-Medical Paid on closed claims thru 7/31/2021	\$2,195,669
Counties reporting highest number of claims	Greenville (453), Charleston (390), Richland (270)
Occupation reporting the highest number of claims	Registered Nurse (396)

Meetings/Activities

During the month of July, the Executive Director participated in 6 pending litigation team meetings, 3 meetings with staff on various issues, 1 meeting related to the Ad Hoc Committee, 1 training session for the completion of the 2021 Accountability Report and attended the SAWCA conference July 11-16, 2021.

Constituent /Public Information Services

For the period July 1, 2021 to July 31, 2021, the Executive Director's Office and the General Counsel's office had 384 electronic and personal contacts with claimants or constituents, state agencies, federal agencies, attorneys, service providers, business partners, and letters with congressional offices.

Financial Transactions Activity

For the period July 1, 2021 to July 31, 2021, the Director's office processed and approved 22 travel expense reports, 116 invoices, and 40 deposits for DOA to process in the SCIES system.

SCWCC Stakeholder Electronic Distribution List

For the period July 1, 2021 to July 31, 2021, we added three (3) individuals. Due to the receipt of email delivery failures, a total of five (5) email addresses were deleted. A total of 757 individuals currently receive notifications from the Commission.

Advisory Notices

During the month of July, the office posted two (2) notices on the Commission's website and emailed it to the distribution list.

State of South Carolina

1333 Main Street, 5th Floor
P.O. Box 1715
Columbia, S.C. 29202-1715



TEL: (803) 737-5700
www.wcc.sc.gov

Workers' Compensation Commission

MEMORANDUM

TO: COMMISSIONERS

FROM: Gary Cannon
Executive Director

DATE: August 20, 2021

RE: FINANCIAL REPORT - Period ending July 31, 2021

Attached is the Budget vs. Actual Report for the General Fund and Earmarked Fund for the fiscal year period ending July 31, 2021. The benchmark for this period is 8%.

Expenditures

The expenditures for the General Fund are on pages 1-2 of the attached report "Budget vs. Actual Report FY2021. The year-to-day expenditures in the General Fund (10010000) for this period is \$320,994. To portray a more accurate reflection of the operational expenses it is necessary to deduct budgeted amount in Commitment Item 561000, Special Item \$1,695,084, from the total budgeted expenditures in the General Fund. This amount is budgeted for the IT Legacy System and is not a part of the daily operations. Reducing the total Current Budget in the General Fund by this amount leaves a total budgeted in the General Fund at \$2,578,439. The total expenditure in the General Fund is \$320,994 which is 12% of the adjusted total budgeted amount.

The Earmarked Fund financials begin on page 3 with the total expenditures found on page 10. The year-to-date expenditures for the Earmarked Fund (38440000) found on page 6 is \$394,530 including Commitments. This is 7% of budget.

The General Fund has \$21,718 and the Earmarked Fund has \$392,335 of Commitments items pending procurement. The information is found on page 1 of 1 in Commitments.

Revenues

The Earmarked Fund has \$3,170,991 of budgeted operating revenues. The Fund received \$183,383 or 6% of expected revenues through July 31, 2021.

Self-Insurance Tax Funds

To date we have received \$70,678 of Self-Insurance Tax funds.

South Carolina Workers' Compensation Commission
Earmarked Fund Revenues
FY 2022 As of 7/31/2021
8% of year elapsed

Account	Acct No.	Budget	YTD Actual Revenue	% of Budget
WORKERS' COMP HEARING FEE	4110090000	1,091,322	58,575	5%
W COMP SELF INS APPL FEE	4160040000	26,555	225	1%
W COMP FILING VIOL PENALTY	4223030000	1,985,476	117,417	6%
PARKING FEE	4350040000	5,900	645	11%
W COMP AWARD REVIEW FEE	4350140000	32,251	1,350	4%
PHOTOCOPYING FEE	4380050000	25,300	4,797	19%
SALE OF LISTINGS & LABELS	4480060000	4,187	425	10%
RETURN CHECKS	4530010000			
ADJUSTMENT TO AGENCY DEPOSITS	4530020000		(50)	
Total Revenues		3,170,991	183,383	6%

Self Insurance Tax		2,500,000	70,678	3%
---------------------------	--	------------------	---------------	-----------

Total		5,670,991	254,061	4%
--------------	--	------------------	----------------	-----------

South Carolina Workers' Compensation Commission
Budget vs. Actual Report
FY 2022 As of 7/31/2021
8% of year elapsed

Fund 10010000 - GENERAL FUND

Administration

Commitment Item	Commitment Item Description	Current Budget	YTD Expenditures	% Used	Commitments	Remaining Balance
501015	DIRECTOR	138,686	17,769	13%		120,917
501058	CLASSIFIED POS	48,034				48,034
512001	OTHER OPERATING	75,000				
Total OTHER OPERATING:		75,000				75,000
Total Administration:		261,720	17,769	7%		243,951

Inform. services

Commitment Item	Commitment Item Description	Current Budget	YTD Expenditures	% Used	Commitments	Remaining Balance
5030067130	EQUIP&SUPP- EUC				21,718	
Total OTHER OPERATING:					21,718	-21,718
Total Inform. services:					21,718	-21,718

Claims

Commitment Item	Commitment Item Description	Current Budget	YTD Expenditures	% Used	Commitments	Remaining Balance
501058	CLASSIFIED POS	80,565	10,322	13%		70,243
Total Claims:		80,565	10,322	13%		70,243

Commissioners

Commitment Item	Commitment Item Description	Current Budget	YTD Expenditures	% Used	Commitments	Remaining Balance
501026	CHAIRMAN	168,057	21,532	13%		146,525
501033	COMMISSIONER	978,964	125,429	13%		853,535
501050	TAXABLE SUBS	70,000	12,494	18%		57,506
501058	CLASSIFIED POS	345,000	44,061	13%		300,939
5050010000	IN ST-MEALS-NON-REP				115	
5050041000	HR-IN ST-AUTO MILES				381	
Total OTHER OPERATING:					496	-496
Total Commissioners:		1,562,021	203,517	13%	496	1,358,008

South Carolina Workers' Compensation Commission
Budget vs. Actual Report
FY 2022 As of 7/31/2021
8% of year elapsed

Fund 10010000 - GENERAL FUND

Information Services FY18

Commitment Item	Commitment Item Description	Current Budget	YTD Expenditures	% Used	Commitments	Remaining Balance
561000	Special Item	1,695,084				1,695,084
Total Information Services FY18:		1,695,084				1,695,084

Insurance & Medical

Commitment Item	Commitment Item Description	Current Budget	YTD Expenditures	% Used	Commitments	Remaining Balance
501058	CLASSIFIED POS	30,600	3,921	13%		26,679
Total Insurance & Medical:		30,600	3,921	13%		26,679

Judicial

Commitment Item	Commitment Item Description	Current Budget	YTD Expenditures	% Used	Commitments	Remaining Balance
512001	OTHER OPERATING	29,852				
Total OTHER OPERATING:		29,852				29,852
Total Judicial:		29,852				29,852

Employer Contributions

Commitment Item	Commitment Item Description	Current Budget	YTD Expenditures	% Used	Commitments	Remaining Balance
513000	EMPLOYER CONTRIB	613,681	85,465	14%		528,216
Total Employer Contributions:		613,681	85,465	14%		528,216

Total GENERAL FUND:		4,273,523	320,994	8%	22,214	3,930,316
----------------------------	--	------------------	----------------	-----------	---------------	------------------

South Carolina Workers' Compensation Commission
Budget vs. Actual Report
FY 2022 As of 7/31/2021
8% of year elapsed

Fund 38440000 - EARMARKED FUND

Administration

Commitment Item	Commitment Item Description	Current Budget	YTD Expenditures	% Used	Commitments	Remaining Balance
501058	CLASSIFIED POS	791,985	27,072	3%		764,913
501070	OTH PERS SVC	41,000				41,000
512001	OTHER OPERATING	2,382,671				
5020030000	PRINT / BIND / ADV		106			
5021010003	LEGAL SRV-TRANSCRIPT				162	
5030067101	PRGM LIC - APP SUPP		519		47,577	
5030070000	POSTAGE		1,952			
5040060000	ST RENT-NON ST BLDG		419		4,524	
5040490009	RENT PARKING		1,300		15,525	
5041010000	DUES & MEMBER FEES		420			
5041840000	LEASE BLDG PRINCIPAL		34,415		297,935	
5041850000	LEASE BLDG INTEREST		137		592	
5050010000	IN ST-MEALS-NON-REP		155			
5050020000	IN ST-LODGING		1,461			
5050041000	HR-IN ST-AUTO MILES		400			
5050060000	IN ST-MISC TR EXP		53			
5050510000	OUT ST-MEALS-NON-REP		170			
5050570000	OUT ST-REGISTR FEES		930			
5051540000	LEASED CAR-ST OWNED		2,360			
Total OTHER OPERATING:		2,382,671	44,797	2%	366,316	1,971,559
Total Administration:		3,215,656	71,868	2%	366,316	2,777,472

South Carolina Workers' Compensation Commission
Budget vs. Actual Report
FY 2022 As of 7/31/2021
8% of year elapsed

Fund 38440000 - EARMARKED FUND

Inform. services

Commitment Item	Commitment Item Description	Current Budget	YTD Expenditures	% Used	Commitments	Remaining Balance
501058	CLASSIFIED POS		46,316			-46,316
5020077220	SERVICES- VOICENET				25,920	
5021469316	SECURITY ALARM SRVC		2,625			
5040057000	CONTINGNT RENT - IT		441		99	
5050510000	OUT ST-MEALS-NON-REP				200	
5050520000	OUT ST-LODGING				1,074	
5050531000	HR-OUT ST-AIR TRANS				498	
5050560000	OUT ST-MISC TR EXPEN				422	
Total OTHER OPERATING:			3,066		28,214	-31,280
Total Inform. services:			49,383		28,214	-77,596

Claims

Commitment Item	Commitment Item Description	Current Budget	YTD Expenditures	% Used	Commitments	Remaining Balance
501058	CLASSIFIED POS	280,850	29,422	10%		251,428
512001	OTHER OPERATING	19,700				
Total OTHER OPERATING:		19,700				19,700
Total Claims:		300,550	29,422	10%		271,128

South Carolina Workers' Compensation Commission
Budget vs. Actual Report
FY 2022 As of 7/31/2021
8% of year elapsed

Fund 38440000 - EARMARKED FUND

Commissioners

Commitment Item	Commitment Item Description	Current Budget	YTD Expenditures	% Used	Commitments	Remaining Balance
501050	TAXABLE SUBS	70,000				70,000
512001	OTHER OPERATING	230,700				
5020120000	CELLULAR PHONE SVCS		1,963			
5021010003	LEGAL SRV-TRANSCRIPT		272			
5021010005	LEGAL SRV-REPORTER		2,216			
5050010000	IN ST-MEALS-NON-REP		90			
5050020000	IN ST-LODGING		1,290			
5050041000	HR-IN ST-AUTO MILES		1,173			
5050060000	IN ST-MISC TR EXP		53			
5050080000	IN ST-SUBSIST ALLOW		346			
5050510000	OUT ST-MEALS-NON-REP		85			
5050570000	OUT ST-REGISTR FEES		565			
Total OTHER OPERATING:		230,700	8,052	3%	0	222,648
Total Commissioners:		300,700	8,052	3%	0	292,648

Insurance & Medical

Commitment Item	Commitment Item Description	Current Budget	YTD Expenditures	% Used	Commitments	Remaining Balance
501058	CLASSIFIED POS	435,902	48,027	11%		387,875
501070	OTH PERS SVC	31,200	2,589	8%		28,611
512001	OTHER OPERATING	54,500				
5021540000	NON-IT OTHER PRO SRV		1,500			
5030010004	SUBSCRIPTIONS		220			
5050010000	IN ST-MEALS-NON-REP		105			
5050020000	IN ST-LODGING		1,032			
5050041000	HR-IN ST-AUTO MILES		418			
5050060000	IN ST-MISC TR EXP		42			
5050510000	OUT ST-MEALS-NON-REP		85			
5050570000	OUT ST-REGISTR FEES		415			
Total OTHER OPERATING:		54,500	3,817	7%	0	50,683
Total Insurance & Medical:		521,602	54,433	10%	0	467,169

South Carolina Workers' Compensation Commission
Budget vs. Actual Report
FY 2022 As of 7/31/2021
8% of year elapsed

Fund 38440000 - EARMARKED FUND

Judicial

Commitment Item	Commitment Item Description	Current Budget	YTD Expenditures	% Used	Commitments	Remaining Balance
501058	CLASSIFIED POS	470,084	58,760	12%		411,324
501070	OTH PERS SVC	62,193	4,339	7%		57,854
512001	OTHER OPERATING	12,800				
Total OTHER OPERATING:		12,800				12,800
Total Judicial:		545,077	63,099	12%		481,978

Employer Contributions

Commitment Item	Commitment Item Description	Current Budget	YTD Expenditures	% Used	Commitments	Remaining Balance
513000	EMPLOYER CONTRIB	724,260	105,882	15%	0	618,378
Total Employer Contributions:		724,260	105,882	15%	0	618,378
Total EARMARKED FUND:		5,607,845	382,139	7%	394,530	4,831,176

South Carolina Workers' Compensation Commission

Commitments

FY 2022 As of 7/31/2021

Fund 10010000 - GENERAL FUND

Inform. services

Commitment Item	Commitment Item Description	Vendor	Commitment
5030067130	EQUIP&SUPP- EUC	DELL MARKETING LP	21,718
Total Inform. services:			21,718

Total GENERAL FUND:	21,718
----------------------------	---------------

Fund 38440000 - EARMARKED FUND

Administration

Commitment Item	Commitment Item Description	Vendor	Commitment
5021010003	LEGAL SRV-TRANSCRIPT	GLOBAL INTERPRETING NETWORK INC	162
5030067101	PRGM LIC - APP SUPP	WEST PUBLISHING CORPORATION	47,577
5040060000	ST RENT-NON ST BLDG	GALIUM 1333 MAIN LLC	4,524
5040490009	RENT PARKING	REPUBLIC PARKING SYSTEM INC	15,525
5041840000	LEASE BLDG PRINCIPAL	GALIUM 1333 MAIN LLC	297,935
5041850000	LEASE BLDG INTEREST	GALIUM 1333 MAIN LLC	592
Total Administration:			366,316

Inform. services

Commitment Item	Commitment Item Description	Vendor	Commitment
5020077220	SERVICES- VOICENET	NWN CORPORATION	25,920
5040057000	CONTINGNT RENT - IT	XEROX	99
Total Inform. services:			26,019

Total EARMARKED FUND:	392,335
------------------------------	----------------

Any items with vendor "Not assigned" are pending financial adjustments. Any commitment on the Budget vs. Actual Report that is missing from this list is a travel commitment.