

A G E N D A

SOUTH CAROLINA WORKERS' COMPENSATION COMMISSION

1333 Main Street, 5th Floor
Columbia, South Carolina 29201

July 15, 2024 10:30 a.m.

Meeting to be held in Hearing Room A

The Commission's Business Meeting will be broadcast live on the Internet via Zoom. Interested parties may access the broadcast at the following link:

Join Zoom Meeting

<https://us02web.zoom.us/j/8249297108?pwd=akcwMkMxSnYzQWFxdEs4V2x6UWtyUT09&omn=89150889526>

Meeting ID: 824 929 7108

Passcode: 073988

This meeting agenda was posted prior to the meeting and proper advance notice was made to all concerned parties in compliance with requirements in the Freedom of Information Act.

- | | |
|---|---|
| 1. CALL TO ORDER | CHAIRMAN BECK |
| 2. APPROVAL OF AGENDA OF BUSINESS MEETING OF JULY 15, 2024 | CHAIRMAN BECK |
| 3. APPROVAL OF MINUTES OF THE REGULAR BUSINESS MEETING JUNE 17, 2024 (Tab 1) | CHAIRMAN BECK |
| 4. RECOGNITION OF AGENCY EMPLOYEES BIRTHDAYS | CHAIRMAN BECK |
| 5. APPLICATIONS FOR APPROVAL TO SELF-INSURE (Tab 2)
A. Self-Insurance Department Report | MS. BROWN |
| 6. DEPARTMENT DIRECTORS' REPORTS
Administrative Services (Tab 3)
Financial Report (Tab 4)
Information Services (Tab 5)
Insurance and Medical Services (Tab 6)
Claims (Tab 7)
Judicial (Tab 8) | MS.MCREE
MS.MCREE
MR. PLUSS
MR. DUCOTE
MS. SPANN
MS. BRACY |
| 7. DEPARTMENT OF VOCATIONAL REHABILITATION
Monthly Report (Tab 9) | MS. MENEFEE |
| 8. EXECUTIVE DIRECTOR'S REPORT (Tab 10) | MR. CANNON |
| 9. OLD BUSINESS | CHAIRMAN BECK |
| 10. NEW BUSINESS | CHAIRMAN BECK |
| 11. EXECUTIVE SESSION | CHAIRMAN BECK |
| 12. ADJOURNMENT | CHAIRMAN BECK |

Table of Contents

1	Approval of Minutes of Business Meeting of June 17, 2024
2	Self-Insurance
3	Administrative Services
4	Financial Report
5	Information Services
6	Insurance & Medical Services
7	Claims
8	Judicial
9	Vocational Rehabilitation
10	Executive Director's Report
11	Old Business
12	New Business

TAB 1

THE
SOUTH CAROLINA WORKERS'
COMPENSATION COMMISSION
BUSINESS MEETING
June 17, 2024

A Business Meeting of the South Carolina Workers' Compensation Commission was held in Hearing Room A of the Workers' Compensation Commission on Monday, June 17, 2024, at 10:30 a.m. The meeting agenda was posted prior to the meeting and proper advance notice was made to all concerned parties in compliance with requirements in the Freedom of Information Act. The following Commissioners were present:

T. SCOTT BECK, CHAIRMAN
GENE MCCASKILL, VICE CHAIR
AVERY WILKERSON, COMMISSIONER
CYNTHIA DOOLEY, COMMISSIONER
R. MICHEAL CAMPBELL, II, COMMISSIONER
MELODY JAMES, COMMISSIONER

Chairman Beck acknowledged Commissioners Taylor approved absence from the Business Meeting.

Present also were Keith Roberts, General Counsel; Christy Brown, Self-Insurance Director; Amy Bracy, Judicial Director; Kristen Mcree, Administrative Services Director; Sonji Spann, Claims Director; Kris Pluss, IT Director; Chris Crump, IT Consultant; Jordan Mays, Staff Attorney; and Eric Baxley, Staff Attorney. A representative from IWA and Stacy Cunningham from DIC participated by Zoom.

Chairman Beck called the meeting to order at 10:32 a.m.

AGENDA

Commissioner Taylor moved that the agenda be approved. Commissioner James seconded the motion, and the motion was approved.

APPROVAL OF MINUTES – BUSINESS MEETING OF JUNE 17, 2024

Commissioner McCaskill moved that the minutes of the Business Meeting of June 17, 2024 be approved. Commissioner Campbell seconded the motion, and the motion was approved.

GENERAL ANNOUNCEMENTS

No general announcements.

Recognition of Agency employees Birthdays for the month of June 2024.

SELF-INSURANCE

Ms. Brown presented her report in written form. There were no questions from the Commission.

Self-insurance applications were presented by Christy Brown, Self-Insurance Director. **Five (5)** prospective members of **Three (3)** funds was presented to the Commission for approval. The applications were:

Palmetto Timber Fund

Sanders Timber Company, Inc

South Carolina Automobile Dealer Association

Rechtien International Trucks Inc DBA Carolina International Trucks

South Carolina Home Builders SIF

Cram Electrical

Dreamyard Sports LLC

Eli, Inc

After examination of the applications, it was determined that each complied with the Commission's requirements, and each was recommended for approval.

Commissioner McCaskill made the motion to approve the applications to self-insure. Commissioner Campbell seconded the motion to approve the applications to self-insure, and the motion was approved.

DEPARTMENT DIRECTORS' REPORTS

Each Department report was submitted in written form and included in the Commission's agenda booklets.

ADMINISTRATIVE SERVICES

Ms. Mcree presented the Human Resources and the Financial Report in written form. There were no comments or questions from the Commission.

INFORMATION SERVICES

Mr. Pluss presented the IT report in written form. There were no comments or questions from the Commission.

INSURANCE AND MEDICAL SERVICES

Mr. Ducote presented his report in written form. There were no comments or questions from the Commission.

CLAIMS

Ms. Spann presented her report in written form. There were no comments or questions from the Commission.

JUDICIAL

Ms. Bracy presented her report in written form. There were no questions from the Commission.

VOCABATIONAL REHABILITATION

Mr. Cannon presented the Vocational Rehabilitation report. There were no questions from the Commission. Mr. Cannon announced that Ms. Menefee wasn't able to attend the meeting.

EXECUTIVE DIRECTOR'S REPORT

Mr. Cannon submitted his report in written form. There were no comments or questions from the Commission.

OLD BUSINESS

There was no old business.

NEW BUSINESS

Commissioner McCaskill made a motion to nominate Commissioner Beck as Interim Chairman. Commissioner Wilkerson seconded the motion. Commissioner McCaskill explained the motion was necessary because the Senate did not act on Commissioner Beck's nomination as Chairman before the end of the legislative session. Therefore, pursuant to Section 42-3-20 (B) of the SC Code of Laws if a Chairman is not appointed by the end of the two year term a majority of the commission shall elect an Interim Chairman until the appointment is confirmed by the Senate.

EXECUTIVE SESSION

There was no Executive Session.

ADJOURNMENT

Commissioner Campbell made the motion to adjourn. Commissioner James seconded the motion, and the motion was approved.

The June 17, 2024 meeting of the South Carolina Workers' Compensation Commission adjourned at 10:55 a.m.

Reported July 8, 2024.
Arnisha Keitt
Executive Assistant

TAB 2

TAB 3

State of South Carolina



1333 Main St, Suite 500
P.O. Box 1715
Columbia, S.C. 29202-1715

Tel: (803) 737-5700
Fax: (803) 737-1258
www.wcc.sc.gov

Workers' Compensation Commission

To: Gary Cannon, SCWCC Executive Director
From: Kristen McRee, Director of Administrative Services
Date: July 15, 2024
Subject: Administrative Department June 2024 Full Commission Report

This report summarizes the Human Resources, Procurement, and Finance, Budget, and Privacy initiatives during June 2024.

I. Human Resources

Hiring Recruitment & Retention

Recruiting efforts for a third staff attorney continued through the month of June. Two responsive resumes were received, and both candidates were interviewed. The position requisition has been closed. The department is currently assessing its staffing needs.

Recruiting efforts for the Commission's IT Helpdesk position continued through June. Interviews were conducted during the month of June and will continue into July.

The law clerk position remains vacant. The Commission currently employs 50 employees. 49 of those employees are FTEs and 1 is part-time.

Administrative Services also participated in EEO training hosted by the South Carolina Human Affairs Commission. During the training, the Commission was recognized for its exemplary efforts in developing and testing the new reporting spreadsheet. The office also participated in the Commission's annual Nuts and Bolts Seminar, and a LinkedIn Learning Sub Administrator Forum hosted by the Department of Administration.

II. Procurement

Administrative Services prepared the final draft of the statement of work and completed the required procurement forms for the solicitation of security services. The package was sent to State Procurement in early June.

The office continues to participate in other procurements such as the ordering of new furniture (lobby chairs, Commissioner's chairs, desks, and related items), promotional items, and employee plaques. The new monitors have been installed in both hearing rooms.

Looking forward to the close of the fiscal year, the office assessed all open purchase orders and reconciled outstanding invoices so that payment may be made in the appropriate fiscal year.

III. Finance & Budget

Administrative Services continues to monitor the coding of invoices and timely process invoices for payment. The office also continues to reconcile the online deposits and monitor the Yellow Truck Fund.

In May, the State Auditor's Office conducted an on-site audit of the Commission's HR/payroll files, budget and cash transfers, deposits, P-Card purchases, and capital asset purchases and retirements. The Department began working with the OSA in late April and provided the requisite responses, submitted the required follow-up documentation, and participated in meetings to discuss the information submitted. The audit has concluded, and the results have been posted on the Commission's website. As a result of the findings, the Commission's P-Card procedures were reviewed and updated. A checklist has been implemented to ensure all requisite signatures and all statements will be properly submitted moving forward.

IV. Privacy & Security

As part of the Agency's ongoing efforts to improve the services it offers to its stakeholders, Administrative Services monitors data transfer transactions to ensure compliance with our privacy statute, S.C. Code Ann. § 42-19-40. During the month of May, a third-party data transfer agreement was drafted and submitted to a state vendor for review and signature. Upon receipt of additional vendor information in June, the office updated the agreement and has provided it to the state vendor for review. The office continues to review of the agency's data transfer processes and will ensure that the requisite agreements have been executed.

TAB 4

State of South Carolina

1333 Main Street, 5th Floor
P.O. Box 1715
Columbia, S.C. 29202-1715



TEL: (803) 737-5700
www.wcc.sc.gov

Workers' Compensation Commission

MEMORANDUM

TO: COMMISSIONERS

FROM: Kristen McRee, Director Administrative Services

DATE: July 15, 2024

RE: FINANCIAL REPORT – FY Period ending June 30, 2024

Attached is the Budget vs. Actual Report for the General Fund and Earmarked Fund for the fiscal year period ending June 30, 2024. The benchmark for this period is 100%.

Expenditures – General Fund – Annual Budget \$3,115,412

The total expenditure for the General Fund year-to-date is \$2,842,491 or 91% of the annual budget as shown on Page 2. Page 3 and 4 reflects the balances of funds appropriated by the General Assembly for the IT System Modernization Project. Those balances remain stable at \$1,695,084 and \$5,000,000 respectively.

Expenditures – Earmarked Fund – Annual Budget \$5,607,845

The Earmarked Fund (38440000) total expenditures year-to-date are \$4,379,521 which is 78% of budget as shown on Page 7.

Revenues – Earmarked Annual Budget \$3,157,092

The Commission posted \$2,902,446 in Earmarked Fund operating revenues year-to-date, which is 92% of the annual budget.

Self-Insurance Tax Funds

The amount budgeted from the Self-Insurance Tax for the Commission is \$2,500,000. The amount received year-to-date is \$5,464,816 which is 219% of budget.

South Carolina Workers' Compensation Commission
Budget vs. Actual Report
FY 2024 As of 6/30/2024
100% of year elapsed

Fund 10010000 - GENERAL FUND - Operating Items

Administration

		FY 2024				
Commitment Item	Commitment Item Description	Current Budget	YTD Expenditures	% Used	Commitments	Remaining Balance
501015	DIRECTOR	153,737	153,737	100%		0
501058	CLASSIFIED POS					
501070	OTH PERS SVC					
512001	OTHER OPERATING	322,233				
502000	CONTRACTUAL SVC		37,300			
505000	TRAVEL					
Total OTHER OPERATING:		322,233	37,300	12%	0	284,934
Total Administration:		475,970	191,037	40%	0	284,934

FY 2023	
YTD Expenditures	% Used
146,417	95%
11,375	
7,320	
2,576	
2,576	1%
167,688	35%

Inform. services

		FY 2024				
Commitment Item	Commitment Item Description	Current Budget	YTD Expenditures	% Used	Commitments	Remaining Balance
502000	CONTRACTUAL SVC		5,066			
503000	SUPPLY AND MATERIAL		6,947		3,168	
Total OTHER OPERATING:			12,013		3,168	-15,181
Total Inform. services:			12,013		3,168	-15,181

FY 2023	
YTD Expenditures	% Used

Claims

		FY 2024				
Commitment Item	Commitment Item Description	Current Budget	YTD Expenditures	% Used	Commitments	Remaining Balance
501058	CLASSIFIED POS	89,308	89,308	100%		0
501070	OTH PERS SVC					
Total Claims:		89,308	89,308	100%	0	0

FY 2023	
YTD Expenditures	% Used
85,056	95%
1,500	
86,556	97%

Commissioners

		FY 2024				
Commitment Item	Commitment Item Description	Current Budget	YTD Expenditures	% Used	Commitments	Remaining Balance
501026	CHAIRMAN	186,296	186,296	100%		0
501033	COMMISSIONER	1,085,207	1,085,207	100%		0
501050	TAXABLE SUBS	82,734	82,734	100%		0
501058	CLASSIFIED POS	390,687	390,687	100%		0
501070	OTH PERS SVC					
Total Commissioners:		1,744,924	1,744,924	100%	0	0

FY 2023	
YTD Expenditures	% Used
177,425	95%
1,064,003	98%
71,658	87%
365,608	94%
20,707	
1,699,400	97%

South Carolina Workers' Compensation Commission
Budget vs. Actual Report
FY 2024 As of 6/30/2024
100% of year elapsed

Fund 10010000 - GENERAL FUND - Operating Items

Insurance & Medical

		FY 2024				
Commitment Item	Commitment Item Description	Current Budget	YTD Expenditures	% Used	Commitments	Remaining Balance
501058	CLASSIFIED POS	31,023	31,023	100%		0
501070	OTH PERS SVC	1,662	1,662	100%		0
Total Insurance & Medical:		32,685	32,685	100%		0

FY 2023	
YTD Expenditures	% Used
16,939	55%
16,939	52%

Judicial

		FY 2024				
Commitment Item	Commitment Item Description	Current Budget	YTD Expenditures	% Used	Commitments	Remaining Balance
503000	SUPPLY AND MATERIAL					
Total OTHER OPERATING:						
Total Judicial:						

FY 2023	
YTD Expenditures	% Used
4,000	
4,000	
4,000	

Employer Contributions

		FY 2024				
Commitment Item	Commitment Item Description	Current Budget	YTD Expenditures	% Used	Commitments	Remaining Balance
513000	EMPLOYER CONTRIB	772,525	772,525	100%		0
Total Employer Contributions:		772,525	772,525	100%		0

FY 2023	
YTD Expenditures	% Used
726,460	94%
726,460	94%

Total GENERAL FUND - Operating Items:		3,115,412	2,842,491	91%	3,168	269,753
--	--	------------------	------------------	------------	--------------	----------------

2,701,043	87%
------------------	------------

South Carolina Workers' Compensation Commission
Budget vs. Actual Report
FY 2024 As of 6/30/2024
100% of year elapsed

Fund 10010000 - GENERAL FUND - Special Items

IT System Project

Commitment Item		Commitment Item Description		FY 2024			Remaining Balance
				Current Budget	YTD Expenditures	% Used	
561000		Special Item	1,695,084		0%		1,695,084
Total IT System Project:			1,695,084				1,695,084
Total GENERAL FUND - Special Items:			1,695,084				1,695,084

FY 2023	
YTD Expenditures	% Used

South Carolina Workers' Compensation Commission
Budget vs. Actual Report
FY 2024 As of 6/30/2024
100% of year elapsed

Fund 10050023 - GF-NONRECUR APROP-23 - Special Items

IT System Project

		FY 2024				
Commitment Item	Commitment Item Description	Current Budget	YTD Expenditures	% Used	Commitments	Remaining Balance
561000	Special Item	5,000,000		0%		5,000,000
Total IT System Project:		5,000,000				5,000,000
Total GF-NONRECUR APROP-23 - Special		5,000,000				5,000,000

FY 2023	
YTD Expenditures	% Used

South Carolina Workers' Compensation Commission
Budget vs. Actual Report
FY 2024 As of 6/30/2024
100% of year elapsed

Fund 38440000 - EARMARKED FUND

Administration

		FY 2024				
Commitment Item	Commitment Item Description	Current Budget	YTD Expenditures	% Used	Commitments	Remaining Balance
501058	CLASSIFIED POS	722,228	264,724	37%		457,504
501070	OTH PERS SVC	41,000		0%		41,000
512001	OTHER OPERATING	2,084,626				
502000	CONTRACTUAL SVC		392,362		12,699	
503000	SUPPLY AND MATERIAL		100,733		40,729	
504000	FIXED CHGS AND CONT		498,041		76,045	
505000	TRAVEL		52,059			
506000	CAPITAL EQUIPMENT		5,635			
514000	BENEFITS AND CLAIMS					
Total OTHER OPERATING:		2,084,626	1,048,830	50%	129,473	906,323
Total Administration:		2,847,854	1,313,554	46%	129,473	1,404,827

FY 2023	
YTD Expenditures	% Used
212,143	29%
9,000	22%
432,955	
192,559	
459,746	
55,382	
106,910	
1,247,552	60%
1,468,695	52%

General counsel

		FY 2024				
Commitment Item	Commitment Item Description	Current Budget	YTD Expenditures	% Used	Commitments	Remaining Balance
503000	SUPPLY AND MATERIAL		12,966			
Total OTHER OPERATING:			12,966		0	-12,966
Total General counsel:			12,966		0	-12,966

FY 2023	
YTD Expenditures	% Used

Inform. services

		FY 2024				
Commitment Item	Commitment Item Description	Current Budget	YTD Expenditures	% Used	Commitments	Remaining Balance
501058	CLASSIFIED POS		380,298			-380,298
501070	OTH PERS SVC					
502000	CONTRACTUAL SVC		143,862		104,490	
503000	SUPPLY AND MATERIAL		47,712		36,948	
504000	FIXED CHGS AND CONT		2,233			
505000	TRAVEL		1,695			
506000	CAPITAL EQUIPMENT					
Total OTHER OPERATING:			195,502		141,438	-336,940
Total Inform. services:			575,799		141,438	-717,237

FY 2023	
YTD Expenditures	% Used
351,909	
7,500	
-19,423	
16,345	
3,091	
3,043	
33,256	
36,312	
395,721	

Litigation - it proj

		FY 2024				
Commitment Item	Commitment Item Description	Current Budget	YTD Expenditures	% Used	Commitments	Remaining Balance
503000	SUPPLY AND MATERIAL		42			
Total OTHER OPERATING:			42		0	-42
Total Litigation - it proj:			42		0	-42

FY 2023	
YTD Expenditures	% Used

South Carolina Workers' Compensation Commission
Budget vs. Actual Report
FY 2024 As of 6/30/2024
100% of year elapsed

Fund 38440000 - EARMARKED FUND

Training & seminars

		FY 2024				
Commitment Item	Commitment Item Description	Current Budget	YTD Expenditures	% Used	Commitments	Remaining Balance
504000	FIXED CHGS AND CONT		75			
Total OTHER OPERATING:			75		0	-75
Total Training & seminars:			75		0	-75

FY 2024	
YTD Expenditures	% Used

Claims

		FY 2024					
Commitment Item	Commitment Item Description	Current Budget	YTD Expenditures	% Used	Commitments	Remaining Balance	
501058	CLASSIFIED POS	280,724	232,295	83%		48,429	
501070	OTH PERS SVC						
512001	OTHER OPERATING	19,700					
504000	FIXED CHGS AND CONT						
505000	TRAVEL		1,263				
Total OTHER OPERATING:			19,700	1,263	6%	0	18,437
Total Claims:		300,424	233,558	78%	0	66,867	

FY 2023	
YTD Expenditures	% Used
200,302	71%
14,935	
2,613	
701	
3,313	17%
218,550	73%

Commissioners

		FY 2024					
Commitment Item	Commitment Item Description	Current Budget	YTD Expenditures	% Used	Commitments	Remaining Balance	
501050	TAXABLE SUBS	70,000		0%		70,000	
501070	OTH PERS SVC	3,000		0%		3,000	
512001	OTHER OPERATING	233,700					
502000	CONTRACTUAL SVC		145,509				
503000	SUPPLY AND MATERIAL		4,243				
504000	FIXED CHGS AND CONT		75				
505000	TRAVEL		52,503		-		
Total OTHER OPERATING:			233,700	202,329	87%	0	31,371
Total Commissioners:		306,700	202,329	66%	0	104,371	

FY 2023	
YTD Expenditures	% Used
168,239	
4,774	
15,460	
52,038	
240,511	103%
240,511	78%

South Carolina Workers' Compensation Commission
Budget vs. Actual Report
FY 2024 As of 6/30/2024
100% of year elapsed

Fund 38440000 - EARMARKED FUND

Insurance & Medical

		FY 2024				
Commitment Item	Commitment Item Description	Current Budget	YTD Expenditures	% Used	Commitments	Remaining Balance
501058	CLASSIFIED POS	480,673	480,673	100%		0
501070	OTH PERS SVC	22,881	20,697	90%		2,184
512001	OTHER OPERATING	144,500				
502000	CONTRACTUAL SVC		12,707			
503000	SUPPLY AND MATERIAL		12,585			
504000	FIXED CHGS AND CONT		500			
505000	TRAVEL		9,282			
514000	BENEFITS AND CLAIMS		50,794		19,947	
Total OTHER OPERATING:		144,500	85,869	59%	19,947	38,684
Total Insurance & Medical:		648,054	587,239	91%	19,947	40,868

FY 2023	
YTD Expenditures	% Used
420,921	88%
14,935	65%
3,627	
19,191	
3,193	
12,474	
5,651	
44,136	31%
479,992	74%

Judicial

		FY 2024				
Commitment Item	Commitment Item Description	Current Budget	YTD Expenditures	% Used	Commitments	Remaining Balance
501058	CLASSIFIED POS	542,672	521,336	96%		21,336
501070	OTH PERS SVC	55,000	37,522	68%		17,478
512001	OTHER OPERATING	45,000				
502000	CONTRACTUAL SVC		3,677		2,520	
503000	SUPPLY AND MATERIAL		26,599			
504000	FIXED CHGS AND CONT		703			
505000	TRAVEL		1,982			
Total OTHER OPERATING:		45,000	32,962	73%	2,520	9,518
Total Judicial:		642,672	591,820	92%	2,520	48,333

FY 2023	
YTD Expenditures	% Used
487,054	90%
52,984	96%
1,683	
24,000	
3,187	
1,035	
29,905	66%
569,943	89%

Employer Contributions

		FY 2024				
Commitment Item	Commitment Item Description	Current Budget	YTD Expenditures	% Used	Commitments	Remaining Balance
513000	EMPLOYER CONTRIB	862,140	862,140	100%	0	0
Total Employer Contributions:		862,140	862,140	100%	0	0

FY 2023	
YTD Expenditures	% Used
765,559	89%
765,559	89%

Total EARMARKED FUND:		5,607,845	4,379,521	78%	293,379	934,945
------------------------------	--	------------------	------------------	------------	----------------	----------------

4,138,971	74%
------------------	------------

South Carolina Workers' Compensation Commission
Budget vs. Actual Report
FY 2024 As of 6/30/2024
100% of year elapsed

Fund 42917000 - YELLOW TRUCK CLAIMS

Administration

		FY 2024				
Commitment Item	Commitment Item Description	Current Budget	YTD Expenditures	% Used	Commitments	Remaining Balance
504000	FIXED CHGS AND CONT		8,832			
514000	BENEFITS AND CLAIMS		210,078			
523000	PETTY CASH EST		50,000			
Total OTHER OPERATING:			268,911		0	-268,911
Total Administration:			268,911		0	-268,911

YTD Expenditures	% Used

Employer Contributions

		FY 2024				
Commitment Item	Commitment Item Description	Current Budget	YTD Expenditures	% Used	Commitments	Remaining Balance
Total YELLOW TRUCK CLAIMS:			268,911		0	-268,911

YTD Expenditures	% Used

**South Carolina Workers' Compensation Commission
Commitments
FY 2024 As of 6/30/2024**

Fund 10010000 - GENERAL FUND - Operating Items

Inform. services

Commitment Item	Commitment Item Description	Vendor	Commitment
5030067101	PRGM LIC - APP SUPP	FRESHWORKS INC	687
5030067101	PRGM LIC - APP SUPP	KEYMARK INC	2,481
Total Inform. services:			3,168

Total GENERAL FUND - Operating Items:	3,168
--	--------------

Fund 31C30000 - COVID-19 RESP RESERV

Inform. services

Commitment Item	Commitment Item Description	Vendor	Commitment
5020050000	PHOTO & VISUAL SVCS	SUMMIT SOLUTIONZ INC	10,884
Total Inform. services:			10,884

Total COVID-19 RESP RESERV:	10,884
------------------------------------	---------------

Any items with vendor "Not assigned" are pending financial adjustments. Any commitment on the Budget vs. Actual Report that is missing from this list is a travel commitment.

South Carolina Workers' Compensation Commission
Commitments
FY 2024 As of 6/30/2024

Fund 38440000 - EARMARKED FUND

Administration

Commitment Item	Commitment Item Description	Vendor	Commitment
5020077220	SERVICES- VOICENET	NWN CORPORATION	12,699
5030010004	SUBSCRIPTIONS	THOMSON REUTERS - WEST	5,089
5030067101	PRGM LIC - APP SUPP	INSURANCE SERVICES OFFICE INC	35,640
5040060000	ST RENT-NON ST BLDG	GALIUM 1333 MAIN LLC	6,087
5040490009	RENT PARKING	REPUBLIC PARKING SYSTEM INC	835
5041020000	FEES AND FINES	REPUBLIC PARKING SYSTEM INC	20
5041840000	LEASE BLDG PRINCIPAL	GALIUM 1333 MAIN LLC	6,095
5041850000	LEASE BLDG INTEREST	GALIUM 1333 MAIN LLC	63,009
Total Administration:			129,473

Inform. services

Commitment Item	Commitment Item Description	Vendor	Commitment
5020077100	SERVICES- APP SUP	INSURANCE SERVICES OFFICE INC	62,640
5021540000	NON-IT OTHER PRO SRV	PROGRESS SOFTWARE CORP	41,850
5030010004	SUBSCRIPTIONS	THOMSON REUTERS - WEST	31,609
5030067130	EQUIP&SUPP- EUC	DELL MARKETING LP	5,339
Total Inform. services:			141,438

Judicial

Commitment Item	Commitment Item Description	Vendor	Commitment
5021520000	TEMPORARY SERVICES	SPHERION STAFFING SERVICES LLC	2,520
Total Judicial:			2,520

Total EARMARKED FUND:			293,379
------------------------------	--	--	----------------

Any items with vendor "Not assigned" are pending financial adjustments. Any commitment on the Budget vs. Actual Report that is missing from this list is a travel commitment.

South Carolina Workers' Compensation Commission
Earmarked Fund Revenues
FY 2024 As of 6/30/2024
100% of year elapsed

		FY 2024			FY 2023	
Account	Acct No.	Budget	YTD Actual Revenue	% of Budget	YTD Actual Revenue	% of Budget
WORKERS COMPENSATION SELF INSURANCE TAX	4080100000		\$ -			
WORKERS' COMPENSATION HEARING FEE	4110090000	\$ 1,091,322	\$ 1,158,826	106%	\$ 1,118,750	103%
WORKERS COMP SELF INSURANCE APPLICATION FEE	4160040000	\$ 7,350	\$ 875	12%	\$ 2,127	29%
WORKERS COMPENSATION FILING VIOLATION PENALTY	4223030000	\$ 1,985,476	\$ 1,637,210	82%	\$ 1,581,024	80%
PARKING FEE	4350040000	\$ 12,790	\$ 5,785	45%	\$ 5,430	42%
WORKERS COMPENSATION AWARD REVIEW FEE	4350140000	\$ 32,251	\$ 14,686	46%	\$ 14,950	46%
TRAINING CONFERENCE REGISTRATION FEE	4380020000		\$ 1,560		\$ 1,200	
PHOTOCOPYING FEE	4380050000	\$ 25,300	\$ 23,761	94%	\$ 66,610	263%
SALE OF GOODS	4480010000		\$ 446			
SALE OF SERVICES	4480020000		\$ 3,120		\$ 1,801	
SALE OF LISTINGS & LABELS	4480060000	\$ 2,603	\$ 1,625	62%	\$ 1,015	39%
REFUND PRIOR YR EXPENDITURE	4520010000		\$ 53,726		\$ -	
REGULAR REFUNDS	4520010001		\$ 75			
REFUND OF PRIOR YEAR EXPENDITURES TRAVEL	4520010025		\$ 750			
RETURNED CHECKS	4530010000		\$ -		\$ (50)	
ADJUSTMENT TO AGENCY DEPOSITS	4530020000		\$ -		\$ (850)	
MISCELLANEOUS REVENUE	4530030000		\$ -		\$ 31,174	
Total Revenues		\$ 3,157,092	\$ 2,902,446	92%	\$ 2,823,181	89%
Self Insurance Tax		\$ 2,500,000	\$ 5,464,816	219%	\$ 5,170,256	207%
Total		\$ 5,657,092	\$ 8,367,262	148%	\$ 8,367,262	141%

TAB 5

State of South Carolina

1333 Main St, Suite 500
P.O. Box 1715
Columbia, S.C. 29202-1715



Tel: (803) 737-5700
Fax: (803) 737-1258
www.wcc.sc.gov

Workers' Compensation Commission

To: Gary Cannon, SCWCC Executive Director
From: Kris Pluss, IT Director
Date: July 8, 2024
Subject: IT Department June 2024 Full Commission Report

This report summarizes the activities and accomplishments for projects and initiatives in the IT Department during June 2024.

I. Systems Operations, Maintenance and Support

EDI

Verisk and WCC IT have been processing all EDI submissions in parallel in Verisk's Testing Environment and WCC's existing Progress system. WCC IT and Verisk are working to identify and resolve variances between the two systems.

Inter-Departmental Collaboration

WCC, IT assisted the commission's, Insurance and Medical Services (IMS) Department with accessing the SUTS, tax and wage reporting software that is maintained by the South Carolina Department of Employment and Workforce (SC DEW). WCC IT also implemented a software fix that allows IMS Staff to create compliance investigation files (X-Files) in the batch format to increase speed and efficiency.

Nuts and Bolts Workshop

WCC, IT participated in the Nuts and Bolts Round Table discussion and presented information about the eCase Display and the eFile/ePay system.

Reporting

106 Service Desk tickets were received by WCC IT during June 2024.
99 Tickets were assigned a priority of Low.
6 Tickets were assigned a priority of Medium.
1 Ticket was assigned a priority of High.
0 Tickets were assigned a priority of Urgent.

II. Projects, Enhancements and Development

SC.Gov – eFile/ePay:

Final Format is as follows:

3,177 unique electronic submissions were processed in June 2024.

- 1,006 eFile/ePay online transactions with a fee/fine for a net amount of \$77,153.50 was submitted in June 2024.
- Filing Fees: \$45,541.00
- Fines: \$29,062.50
- Nuts & Bolts 1 Day Seminar Registration: \$1625
- Other: \$925 (Appeals and Self-Insurance Application)
- Total Unique Filings without an Online Payment: 2,219

TAB 6

State of South Carolina



Workers' Compensation Commission

To: Mr. Gary Cannon
SCWCC Executive Director

From: Wayne Ducote, Jr.
IMS Director

Date: 11-Jul-24

Subj: Insurance and Medical Services Department
June 2024 Full Commission Report

Please find attached information provided to summarize the status and workflow of initiatives currently underway within the Insurance and Medical Services (IMS) Department.

In addition to the statistical data provided, please be advised of the following:

- | | |
|---------------------|--|
| Compliance Division | <ol style="list-style-type: none">1. Reviewing revenue metrics / projections.2. Working with staff to review workflow processes and additional training opportunities.3. Currently working with SCDEW and IT staff on improving data sharing process. |
| Coverage Division | <ol style="list-style-type: none">1. Working with staff to review workflow processes and explore opportunities to enhance service provision.2. Lapse in Coverage (Progress): 54 new registrants; 0 notifications sent.3. Lapse in Coverage (NCCI 2Q): 1,247 new registrants; 108 notifications sent. |
| Medical Services | <ol style="list-style-type: none">1. Seven medical bill pricing review were done in the month of June.2. One medical bill reviewer recertification was completed in June. |

While this summary is in no way all-inclusive, it may serve to assist you and our Commissioners in understanding the key initiatives underway in the IMS Department and provide measures by which the Department's effectiveness can be gauged. IMS welcomes any guidance that you and/or our Commissioners can provide concerning our performance and direction.

Employer Rule to Show Cause Hearings and Compliance Activity

The Compliance Division docketed 1 new RTSC cases and 2 total RTSC cases in the month of June. And, compelled 30 South Carolina employers to come into compliance with the Act. Year to date, 7 new RTSC cases and 13 total RTSC cases have been docketed.

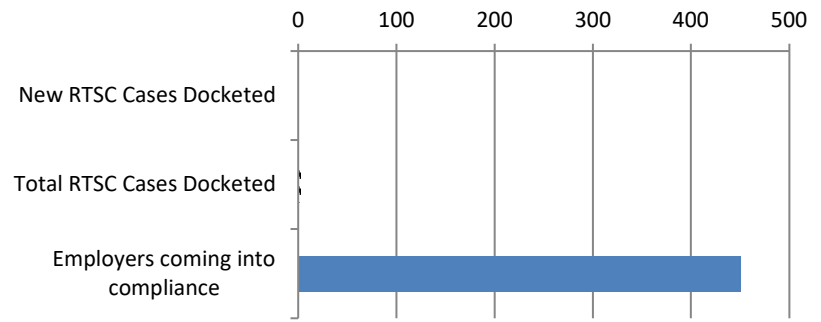
Employers Obtaining Coverage

Year to date, the Compliance Division has compelled 451 South Carolina employers to come into compliance with the Act. In so doing, approximately 3,017 previously uninsured workers are now properly covered.

Penalties Waived

Although the Division has assessed \$5.4 m in fines this fiscal year, \$5.2 m have been waived or rescinded as employers have either obtained insurance coverage or were found not to be subject to the Act.

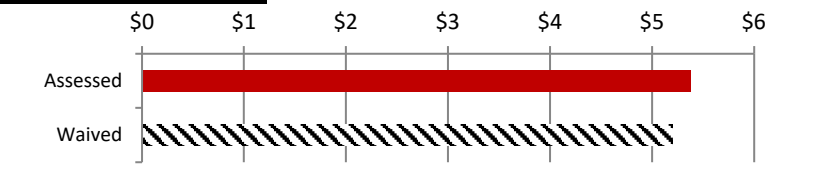
RTSC and Compliance Activity



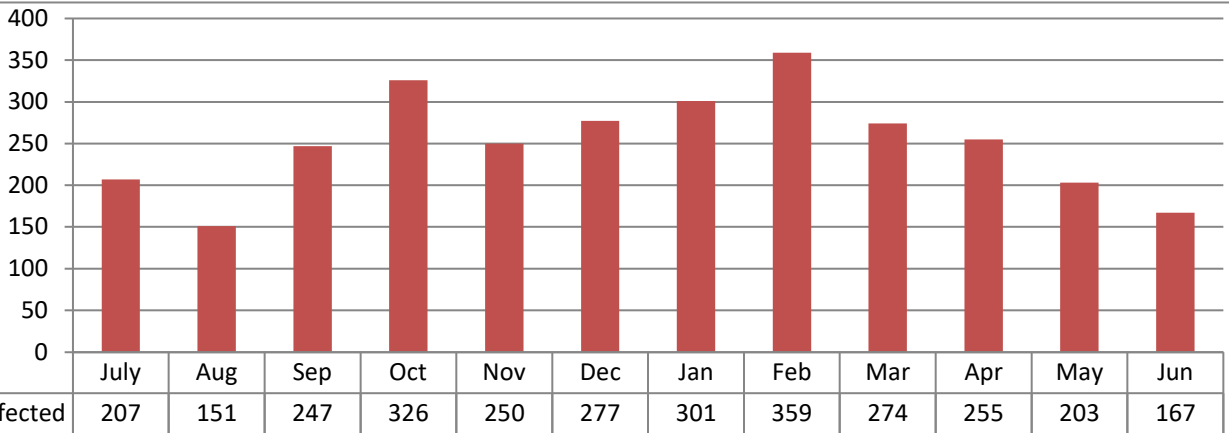
	Employers coming into compliance	Total RTSC Cases Docketed	New RTSC Cases Docketed
Series1	451	2	1

Fines and Penalties

Millions



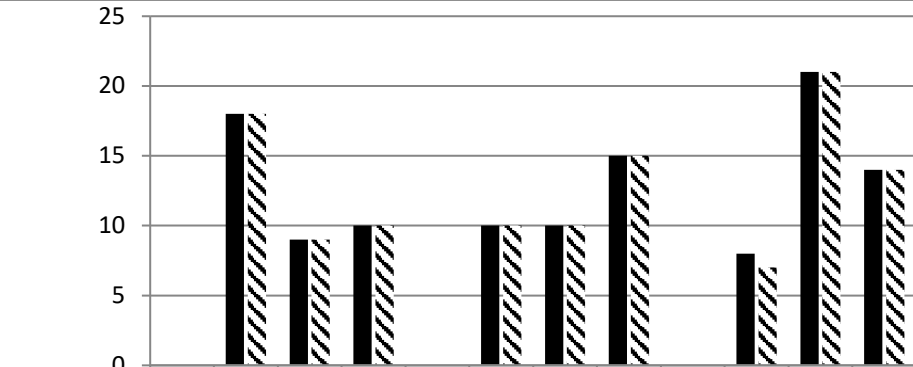
	Waived	Assessed
Series1	\$5,200,896	\$5,379,563



Carrier Rule to Show Cause Hearings

The Compliance Division manages the Rule to Show Cause process involving the recovery of outstanding carrier fines and penalties. In the month of June 2024, 14 carrier RTSC cases were docketed; 14 cases were resolved for a total of \$15,400.

Year to date, a total of 115 carrier RTSC cases have been docketed, 114 cases for a total of \$131,828 have been resolved.



	July	Aug	Sep	Oct	Nov	Dec	Jan	Feb	Mar	Apr	May	Jun
■ Docketed	0	18	9	10	0	10	10	15	0	8	21	14
▨ Resolved	0	18	9	10	0	10	10	15	0	7	21	14

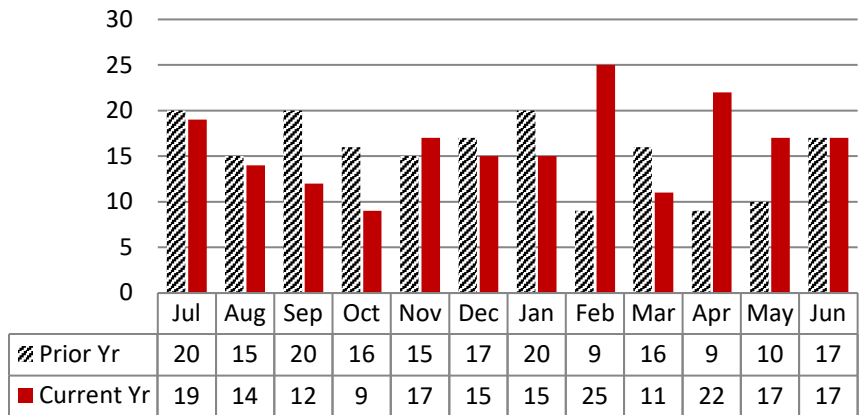
In June 2024, 17 compliance files were created from the combined filings of Form 50's, 12A's, and stakeholder reporting involving uninsured employers.

YTD vs. Prior Year total (184): 105%
 June 2023 to June 2024: 100%
 Current Yr End trend: 105% of 2022-2023
 YTD 2023-2024 v. YTD 2022-2023: 105%

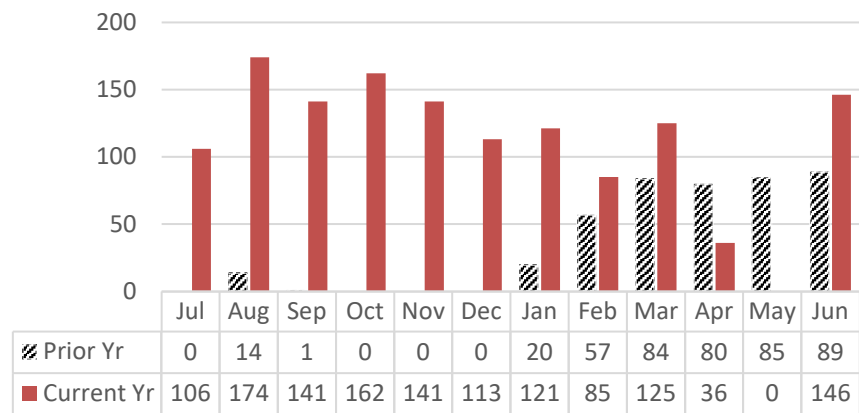
In June 2024, 146 compliance files were generated from the DEW data process.

YTD vs. Prior Year total (430): 314%
 June 2023 to June 2024: 164%
 Current Yr End trend: 314% of 2022-2023
 YTD 2023-2024 v. YTD 2022-2023: 314%

Compliance Cases Created via Form 50/12A/other

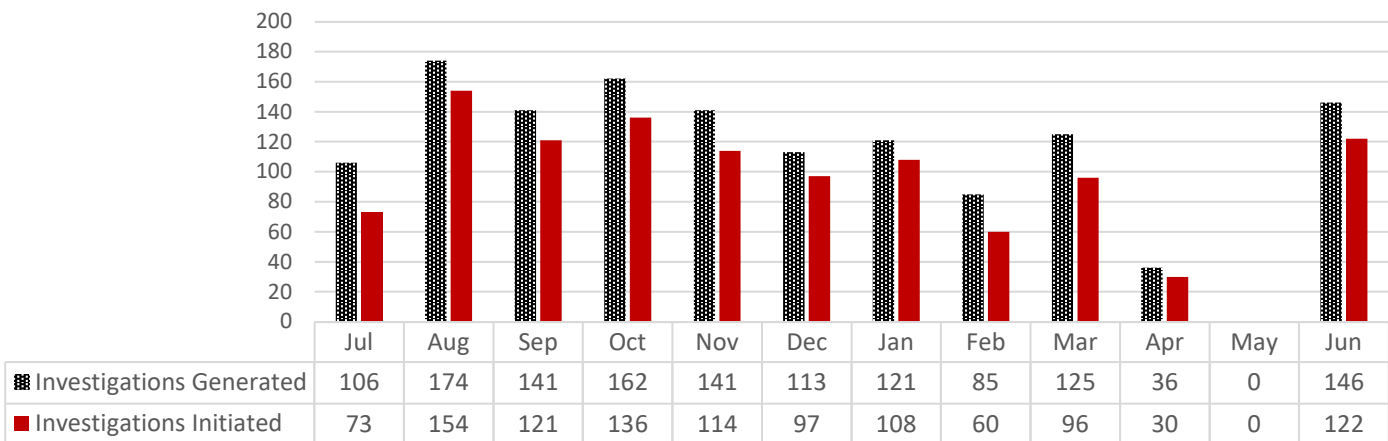


Compliance Cases Generated via DEW Data



The DEW Data Pool is determined by the total number of potential, non-compliant employers who report wages to DEW with at least 4 employees and who's FEIN does not match with any coverage records in the Commission's coverage database. The investigations generated is the number of compliance investigations generated from the pool. The investigations initiated is the number of compliance investigations initiated from those that were generated. NOTE: No new DEW files were generated in May due to the approximate 200 DEW file backlog created by DEW's failure to provide requested reports to the Compliance Division to complete investigations.

DEW Investigations Generated vs. Investigations Initiated



Carryover Caseload:

The Compliance Division closed June 2024 with 275 cases active, compared to an active caseload of 160 at the close of June 2023.

Cases Resolved:

For the month of June 2024, Compliance Division staff closed-out 106 cases.

Compliance Fines:

In June 2024, the Compliance Division collected \$49,262 in fines and penalties. Year to Date, the Compliance Division has collected \$824,063 in fines and penalties.

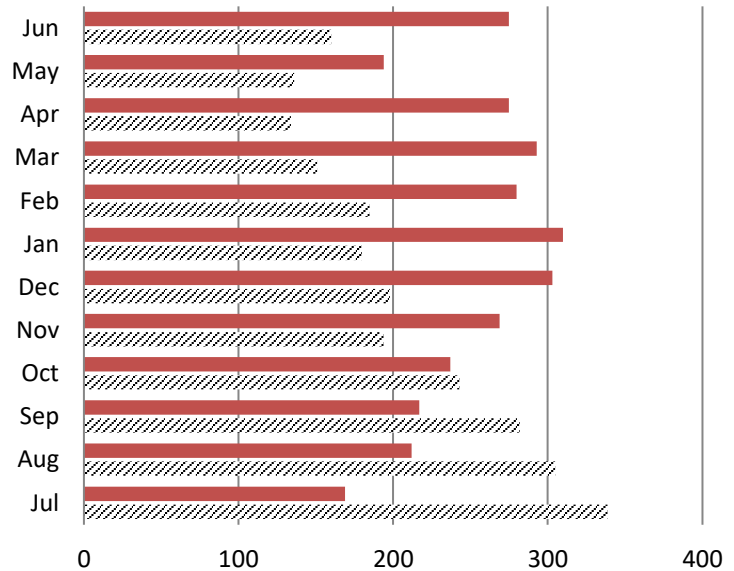
Year to Date vs Prior Year Total (\$483,063): 171%

June 2023 vs. June 2024: 73%

Current Year End trend is 171% of 2022-2023

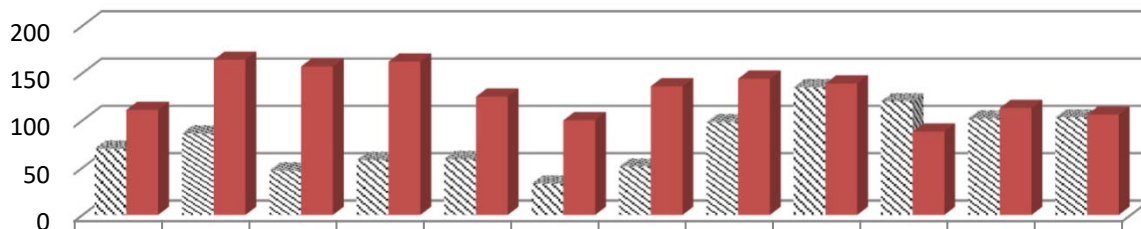
YTD 2022-23 (June - June) vs YTD 2023-2024: 171%

Caseload Pending v. Prior Year



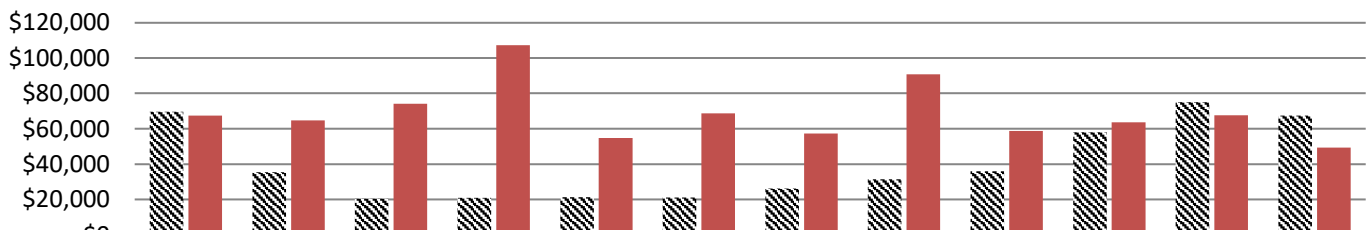
	Jul	Aug	Sep	Oct	Nov	Dec	Jan	Feb	Mar	Apr	May	Jun
■ Current Yr	169	212	217	237	269	303	310	280	293	275	194	275
▨ Prior Yr	339	305	282	243	194	198	180	185	151	134	136	160

Cases Resolved v. Prior Year



	Jul	Aug	Sep	Oct	Nov	Dec	Jan	Feb	Mar	Apr	May	Jun
▨ Prior Yr	70	86	47	58	59	33	51	98	135	120	102	103
■ Current Yr	111	164	157	162	125	100	136	144	139	88	113	106

Compliance Fines Collected v. Prior Year



	Jul	Aug	Sep	Oct	Nov	Dec	Jan	Feb	Mar	Apr	May	Jun
▨ Prior Yr	\$69,502	\$35,381	\$20,468	\$21,018	\$21,368	\$21,125	\$26,275	\$31,481	\$36,016	\$58,093	\$74,943	\$67,393
■ Current Yr	\$67,381	\$64,671	\$74,100	\$107,21	\$54,774	\$68,675	\$57,345	\$90,668	\$58,777	\$63,582	\$67,612	\$49,262

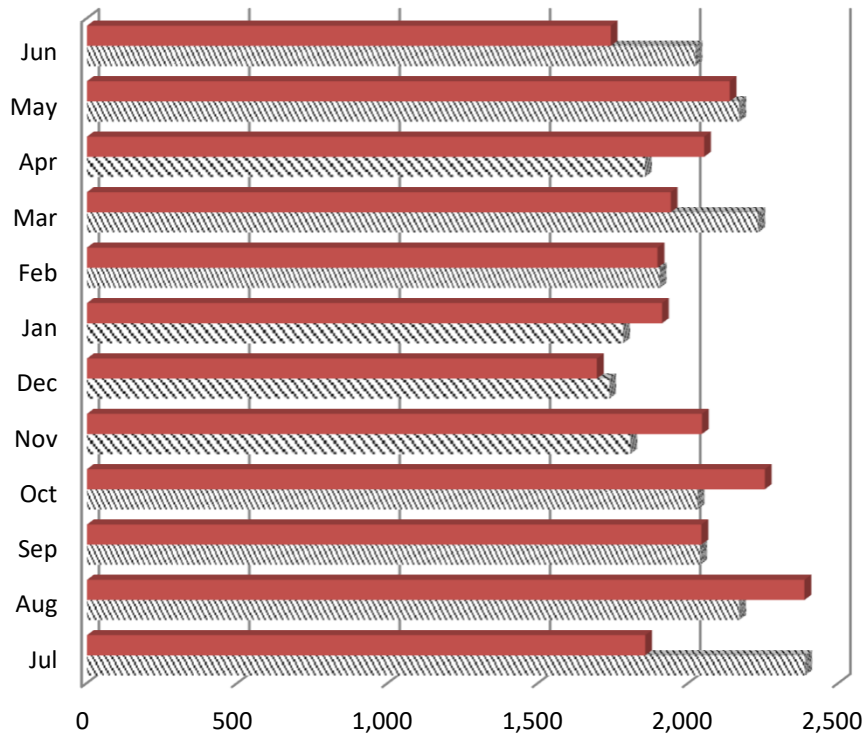
WCC Claim Files:

In June 2024, the Coverage Division received a total of 1,742 WCC Claim files. Of these, 1,537 were created through proper carrier filing of a 12A, and 205 were generated as a result of a Form 50 claim filing. Year to Date 23,971 Claim files have been created which is 99% of claim file volume prior year (24,145).

Coverage Fines:

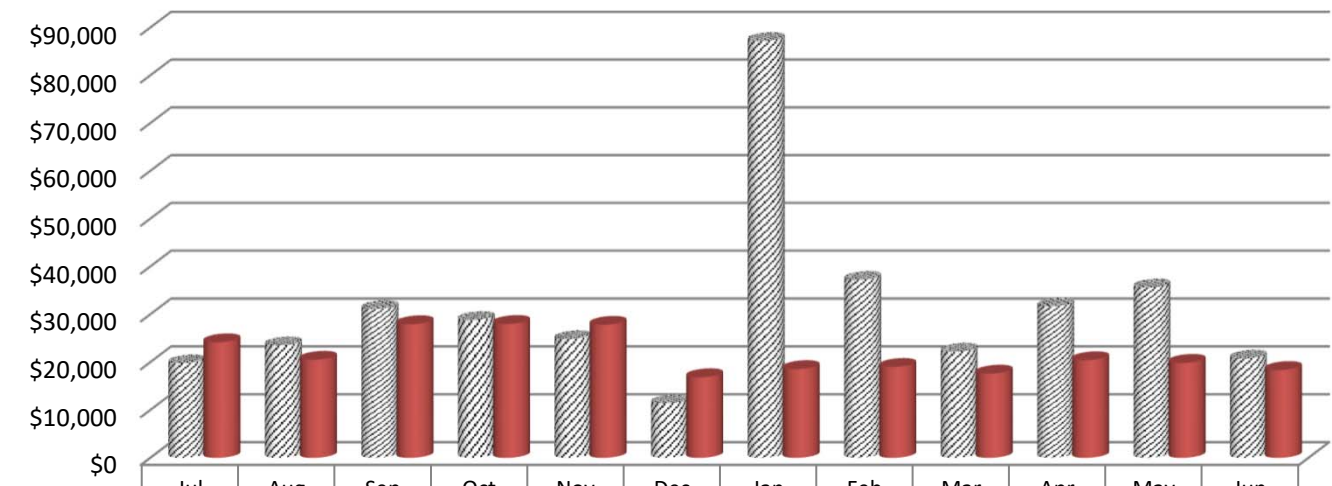
The Coverage Division collected \$18,350 in fine revenue in June 2024, as compared to \$20,750 in Coverage fines/penalties accrued during June 2023. Year on Year, Coverage fines are at 69% of collections for prior year. NOTE: The decrease in overall coverage fine revenue is mainly due to last year's anomaly in the month of January. No internal processes have changed to cause the overall decrease.

Claim Files Created vs Prior Year



	Jul	Aug	Sep	Oct	Nov	Dec	Jan	Feb	Mar	Apr	May	Jun
■ Current Yr	1,857	2,387	2,044	2,255	2,046	1,696	1,913	1,898	1,942	2,053	2,138	1,742
▨ Prior Yr	2,389	2,170	2,040	2,031	1,807	1,737	1,783	1,905	2,233	1,856	2,170	2,024

Coverage Fines Collected v Prior Year

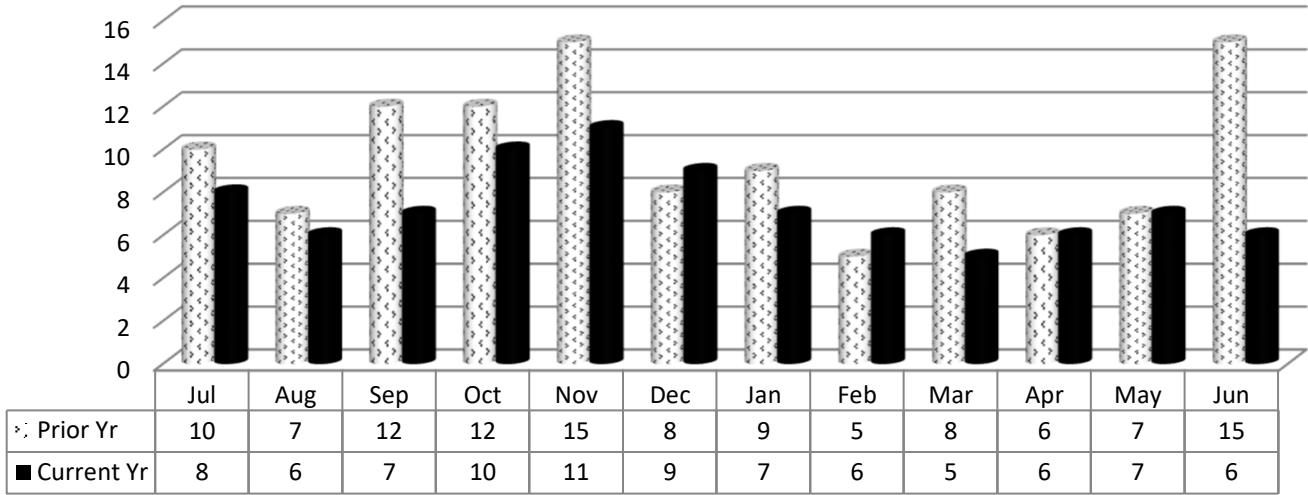


	Jul	Aug	Sep	Oct	Nov	Dec	Jan	Feb	Mar	Apr	May	Jun
▨ Prior Yr	\$19,750	\$23,500	\$31,100	\$28,800	\$24,800	\$11,400	\$87,200	\$37,200	\$22,200	\$31,600	\$35,600	\$20,750
■ Current Yr	\$24,150	\$20,500	\$27,925	\$27,975	\$27,800	\$16,850	\$18,550	\$19,000	\$17,600	\$20,400	\$19,850	\$18,350

IMS MEDICAL SERVICES DIVISION

In June 2024, the Medical Services Division began the month with 7 bills pending review, received an additional 7 bills for review, conducted 8 bill reviews and ended the month with 6 bills pending.

Medical Bills Pending Review v. Prior Year



TAB 7

State of South Carolina

1333 Main Street, 5th Floor
P.O. Box 1715
Columbia, S.C. 29202-1715



TEL: (803) 737-5700
www.wcc.sc.gov

Workers' Compensation Commission **MEMORANDUM**

To: Gary Cannon, Executive Director

From: Sonji Spann, Claims Director

Date: July 15, 2024

Re: Claims Department July 2024 Full Commission Report

Attached is the Statistical Report for the Claims Department for the period July 1, 2023-June 30, 2024, for the Business Meeting on July 15, 2024.

Claims activities are in Column (a) with the totals for the period ending June 2024 in column (o). Column (q) reflects the percentage change when comparing the totals for same period in the current fiscal at the totals for the same period in last fiscal year. The total Claims Activities, for this period have increase 2% when compared to the same period from last fiscal year.

The number of cases Reviewed shows a 19% increase; cases Closed increased 5% the Fines Assessed reflects a 1% increase; and the Total Fines Paid were 20% less than the amount paid during the same period last year.

I will be happy to answer any questions you or the Commissioners have.

Claims Department Statistical Report
FY2023-2024
July 1, 2023 - June 30, 2024

Claims Activities	July	August	Sept	Oct	Nov	Dec	Jan	Feb	March	April	May	June	FY23-24 Total	FY22-23 Total	% Diff from prev year
(a)	(b)	(c)	(d)	(e)	(f)	(g)	(h)	(i)	(j)	(k)	(l)	(m)	(o)	(p)	(q)
Forms 15-I	927	1,174	1,020	1,194	1,068	968	1,081	1,104	1,120	1,101	1,129	953	12,839	13,129	-2%
Forms 15-II/Forms 17	670	742	687	732	692	630	791	730	709	759	737	671	8,550	11,010	-22%
Forms 16 for PP/Disf	43	39	55	60	52	48	44	60	48	58	61	51	619	2,479	-75%
Forms 18	4,716	5,293	4,979	5,183	5,031	4,590	5,683	5,127	5,137	5,303	5,162	4,409	60,613	59,509	2%
Forms 20	514	624	503	578	543	439	574	570	525	561	540	430	6,401	6,828	-6%
Form 50 Claims Only	267	309	263	4	-	-	-	-	-	-	-	-	-	-	-
Form 61	628	756	670	772	700	644	782	816	770	747	751	658	8,694	8,343	4%
Letters of Rep	123	178	119	2	-	-	-	-	-	-	-	-	-	-	-
Clinchers	601	679	613	748	643	605	685	719	695	685	701	611	7,985	9,669	-17%
Third Party Settlements	17	21	22	28	24	9	28	22	17	20	28	9	245	245	0%
SSA Requests for Info	44	39	36	46	33	33	40	32	47	47	33	17	447	441	1%
Cases Closed	1,927	2,270	2,132	2,314	1,984	1,898	2,488	2,301	2,512	2,234	2,286	1,991	26,337	25,094	5%
Cases Reviewed	1,947	2,479	3,407	4,430	3,340	2,919	3,952	3,375	3,669	3,098	3,273	2,895	38,784	32,516	19%
Total	12,424	14,603	14,506	16,091	14,110	12,783	16,148	14,856	15,249	14,613	14,701	12,695	172,779	175,284	-1%
Total Fines Assessed	241	444	290	291	252	270	358	244	273	273	304	214	3,454	3,413	1%
Form 18 Fines	230	414	230	212	218	229	291	232	238	252	284	190	3,020	2,989	1%
Total Amt Paid	\$ 33,200	\$ 33,400	\$ 30,250	\$ 45,000	\$ 40,000	\$ 36,200	\$ 52,800	\$ 44,800	\$ 43,400	\$ 51,000	\$ 43,800	\$ 41,200	\$ 495,050	\$ 617,400	-20%

TAB 8

State of South Carolina

1333 Main Street
P.O. Box 1715
Columbia, S.C. 29202-1715



Tel: (803) 737-5700
Fax: (803) 737-1234
www.wcc.sc.gov

Workers' Compensation Commission

July 8, 2024

To: Gary Cannon
Executive Director

From: Amy A. Bracy
Judicial Director

RE: Monthly Judicial Report for June 2024

During the month of June, the Judicial Department processed one hundred eighty-seven (187) claim only 50s, and seven hundred twenty (720) requests for hearings (claimant and defense pleadings). Comparing the numbers from the same period last year, claimant and defense hearing requests both experienced a 5% increase. The department received seventy-five (75) Motions, a 6% decrease compared to the same period last year and one hundred forty-one (141) clincher conference requests, a 1% increase compared to the same time last year.

There were forty-four (44) Single Commissioner Hearings conducted during the past month, thirteen (13) pre-hearing conferences held, and nine (9) Full Commission hearings held. A total of four hundred thirty-two (432) Orders (Single Commissioner Orders, Consent Orders and Administrative Orders) were served at the single Commissioner level, thirty-eight (38) of those were Decision and Orders that resulted from hearings that went on the record and ninety-four (94) were Motion Orders that were a result of Motions ruled upon by Commissioners.

There were two hundred fifty-four (254) Informal Conferences requested during June and two hundred thirty-five (235) were conducted.

There were thirty-seven (37) regulatory mediations scheduled and sixty-nine (69) requested mediations. Totals are up 7% and 15% in the respective categories for the same period last year. The Judicial Department was notified of twenty-seven (27) matters resolved in mediation, with the receipt of Forms 70. This category's total is down 2% compared to this period last year. This does not include mediations that take place outside of what is reported to the Commission.

In the month of June, Judicial received zero (0) Notice of Intent to Appeal to the Court of Appeals and zero (0) to the Circuit Court.

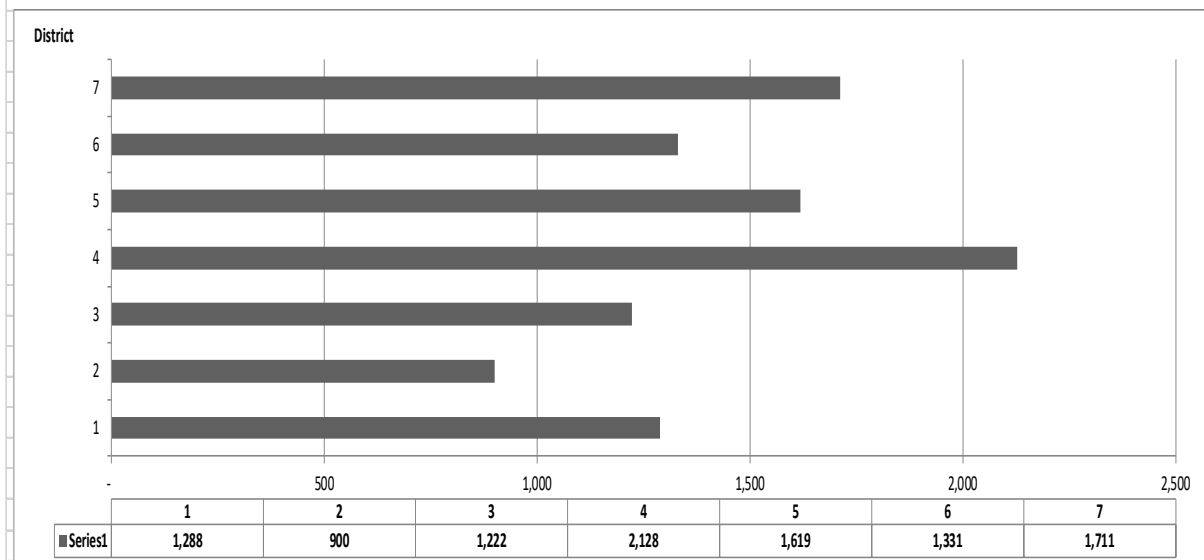
**Judicial Department Statistical Report
Statistics For Fiscal Year 2023-2024**

	July	Aug	Sept	Oct	Nov	Dec	Jan	Feb	March	April	May	June	Totals YTD 2023-2024	Totals YTD 2022-2023	% Diff from prev year
Claimant Pleadings	516	702	619	636	529	489	591	638	605	559	654	513	7,051	6,686	5%
Defense Response to Pleadings	432	556	569	500	558	393	468	461	542	440	553	438	5,910	5,421	9%
Defense Pleadings	261	289	256	299	203	231	294	299	314	279	308	207	3,240	3,072	5%
Form 50 - Claim Only (Oct. Begins Judicial #s)	267	309	263	302	221	255	242	314	272	298	255	187	3,185		
Letters of Representation				128	88	66	72	84	58	61	42	20	619		
Motions	90	90	105	133	101	88	117	120	94	98	97	75	1,208	1,291	-6%
Form 30	8	7	10	9	11	9	7	16	11	4	11	7	110	112	-2%
FC Hearings Held	3	8	9	3	8	3	7	2	5	6	4	9	67	72	-7%
FC Orders Served	6	9	2	5	1	3	4	3	19	2	14	13	81	112	-28%
Single Comm. Hearings Held	46	66	56	48	54	67	33	56	46	62	50	44	628	612	3%
Single Comm. Orders Served	136	195	178	208	134	123	211	183	220	153	189	142	2,072	2,336	-11%
Single Comm. Pre-Hearing Conf Held	4	15	16	21	2	29	5	16	17	14	19	13	171	205	-17%
Consent Orders	239	286	284	299	298	270	364	301	329	269	341	277	3,557	3,479	2%
Administrative Orders	3	10	9	11	9	6	9	11	10	15	7	13	113	127	-11%
Clincher Conference Requested	127	142	138	157	126	124	154	157	159	162	159	141	1,746	1,724	1%
Informal Conference Requested	219	233	263	251	117	302	258	170	263	311	195	254	2,836	2,932	-3%
Informal Conference Conducted	160	235	174	73	129	326	195	187	183	164	151	235	2,212	2,235	-1%
Regulatory Mediations	37	36	34	25	30	30	27	30	52	32	31	37	401	374	7%
Requested Mediations	60	83	45	64	64	47	93	63	68	72	71	69	799	692	15%
Ordered Mediations	1	2	0	1	0	0	0	0	0	1	0	0	5	5	0%
Mediation Resolved	33	77	48	46	61	31	70	49	61	59	68	27	630	645	-2%
Mediation Impasse	7	32	10	12	16	8	22	12	14	20	19	19	191	156	22%
Mediation Held; Issues Pending	1	5	0	0	1	0	1	2	2	1	0	0	13	6	117%
Claim Settled Prior to Mediation	5	10	10	13	9	16	36	10	13	5	15	20	162	118	37%
Mediation Not Complete in 60 days	0	0	5	2	0	3	5	2	3	1	3	2	26	21	24%

Pleadings Assigned - Three Year Comparison by Month

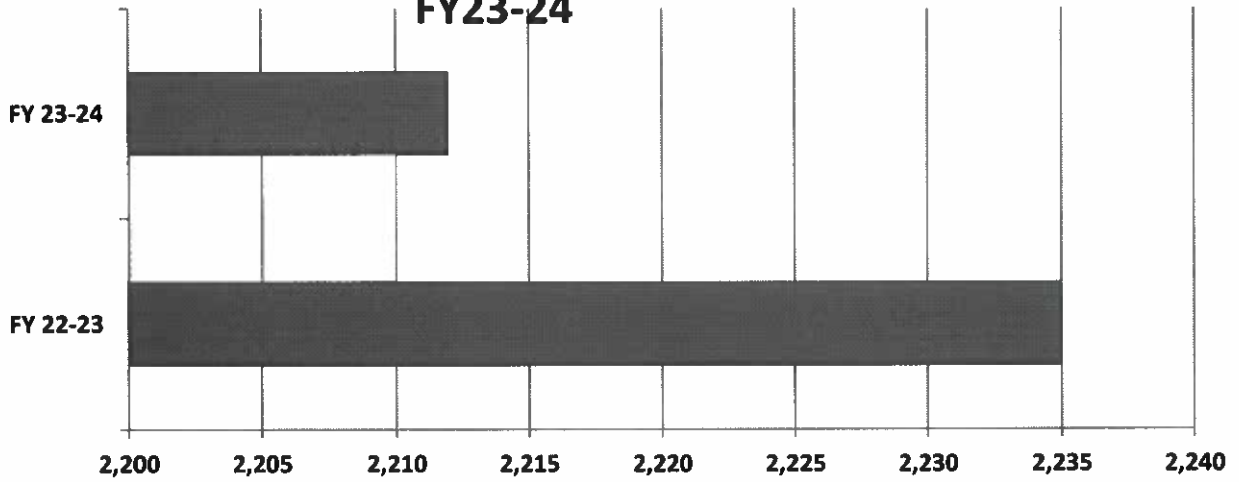
	District 1			District 2			District 3			District 4			District 5			District 6			District 7		
	Greenville			Anderson			Orangeburg			Charleston			Florence			Spartanburg			Richland		
	23-24	22-23	21-22	23-24	22-23	21-22	23-24	22-23	21-22	23-24	22-23	21-22	23-24	22-23	21-22	23-24	22-23	21-22	23-24	22-23	21-22
Jul	93	105	112	64	81	87	80	112	72	150	150	166	106	111	109	100	135	122	131	142	156
Aug	112	105	93	85	70	67	115	86	101	189	172	174	145	118	112	118	124	101	150	155	134
Sep	110	93	109	83	68	77	113	98	96	234	144	158	160	121	143	111	104	112	148	135	143
Oct	96	78	89	68	59	73	107	97	103	181	140	152	149	114	110	114	96	95	142	126	130
Nov	106	90	96	79	77	66	111	106	95	190	180	144	139	135	112	113	137	84	173	164	116
Dec	105	91	104	80	74	80	99	108	100	142	166	156	99	136	123	93	113	108	107	117	131
Jan	102	74	85	73	74	54	79	90	84	174	172	167	117	126	129	114	97	91	147	130	118
Feb	114	78	93	69	69	75	94	90	87	170	144	170	128	102	105	117	88	108	132	122	145
Mar	104	96	108	82	69	87	119	124	84	172	174	186	152	133	149	117	139	130	166	158	166
Apr	112	82	106	58	82	75	102	78	82	173	158	181	114	138	120	116	113	127	140	146	164
May	133	70	82	94	64	69	115	92	81	206	156	149	153	126	130	123	114	103	142	148	136
Jun	101	118	122	65	76	74	88	118	100	147	235	161	157	131	152	95	119	111	133	185	147
Totals	1,288	1,080	1,199	900	863	884	1,222	1,199	1,085	2,128	1,991	1,964	1,619	1,491	1,494	1,331	1,379	1,292	1,711	1,728	1,686

Pleadings Assigned by District Year to Date



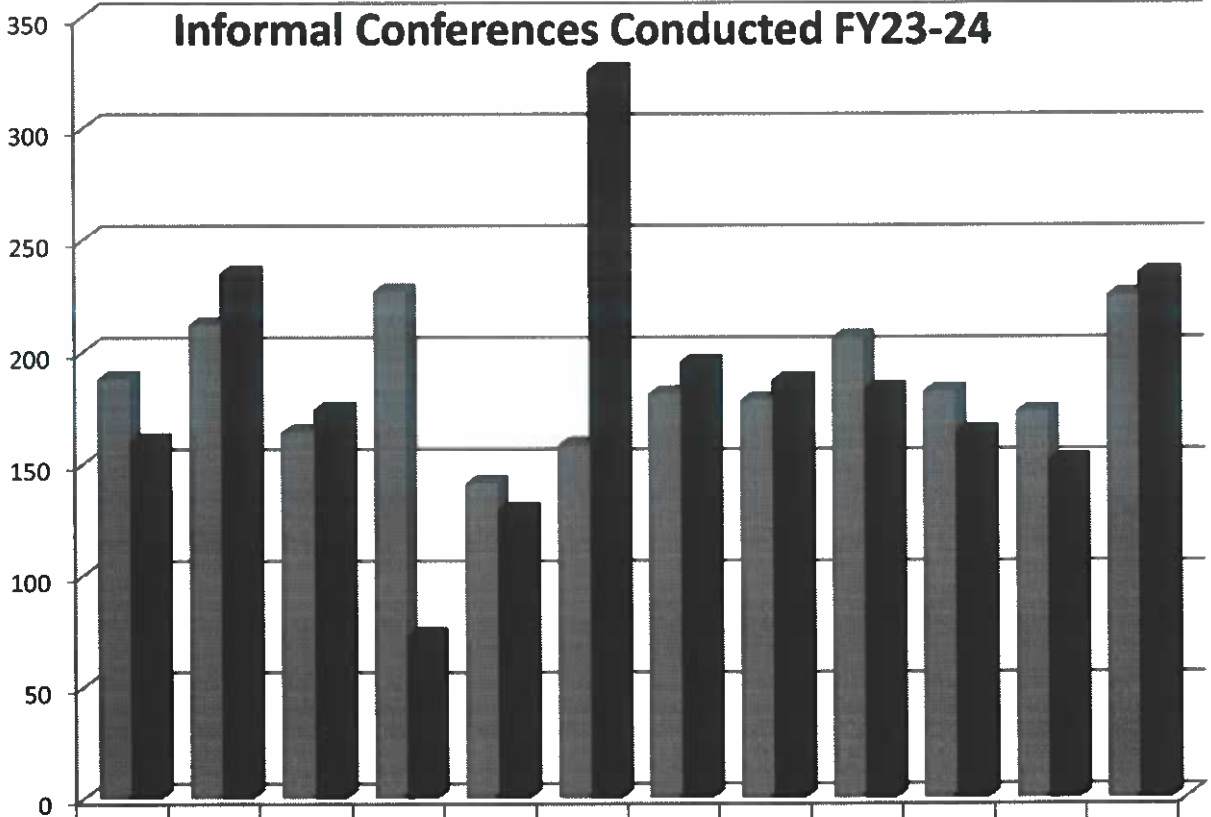
Informal Conferences Conducted

FY23-24



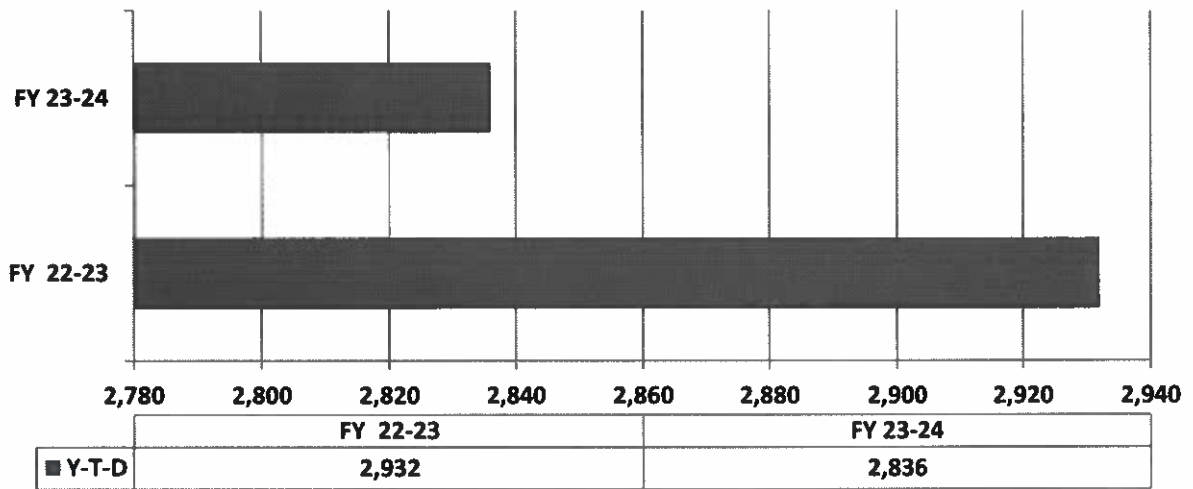
	FY 22-23	FY 23-24
■ Y-T-D	2,235	2,212

Informal Conferences Conducted FY23-24

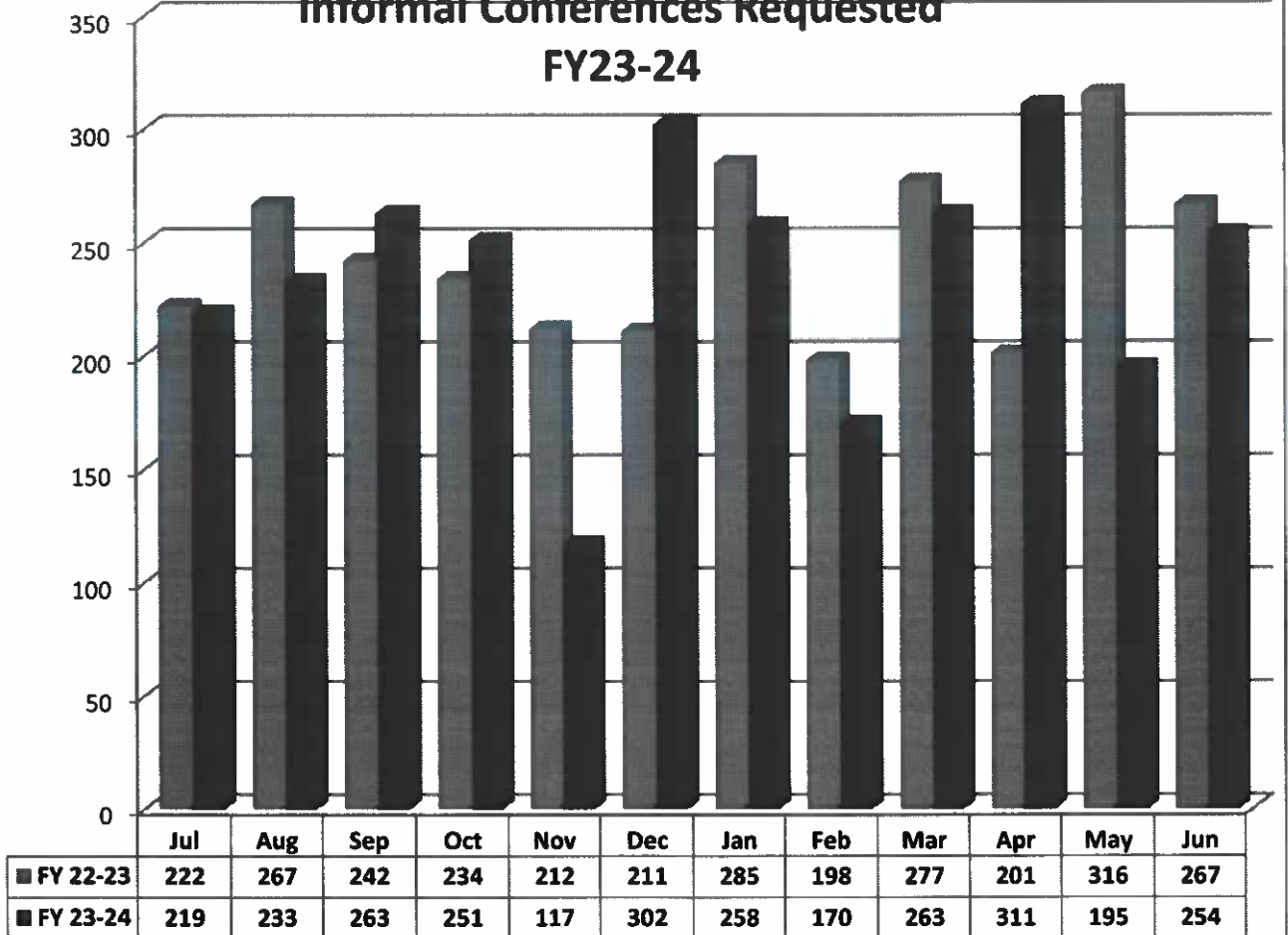


	Jul	Aug	Sep	Oct	Nov	Dec	Jan	Feb	Mar	Apr	May	Jun
■ FY 22-23	188	212	164	227	141	158	181	178	206	182	173	225
■ FY 23-24	160	235	174	73	129	326	195	187	183	164	151	235

Informal Conferences Requested FY23-24



Informal Conferences Requested FY23-24



TAB 9



Referral Date

7/1/2023

6/30/2024

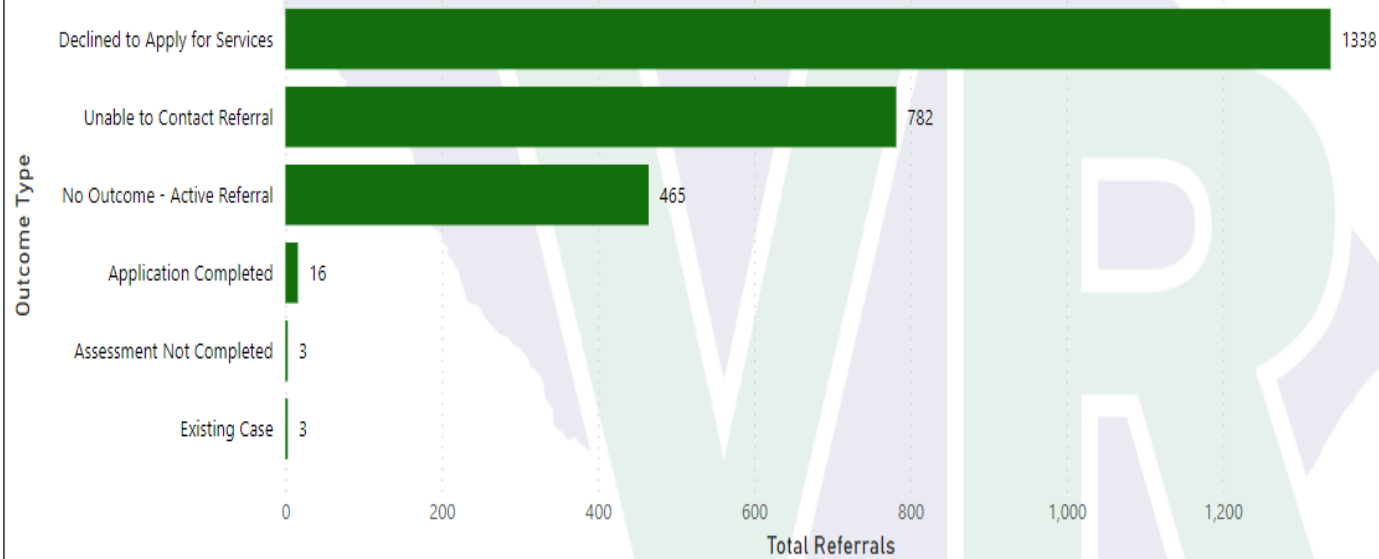
Area Office

All

Referring Organization

SC Workers Compensation

Total Referrals by Outcome Type



94.74%

Referrals with VR Cases Reaching Eligibility

63.16%

Referrals with VR Cases Reaching IPE

100.00%

Rehab Rate for Referral VR Cases with an IPE Developed

Referral Summary

Outcome Type	Total Referrals
Application Completed	16
Assessment Not Completed	3
Declined to Apply for Services	1338
Existing Case	3
No Outcome - Active Referral	465
Unable to Contact Referral	782
Total	2607

Current CMS Status of Referrals Who Applied or Had Existing SCVRD Cases

Current CMS Status	Description	Total Referrals	% of Referrals with VR Cases
2	Applicant	1	5.26%
10	Eligibility	1	5.26%
12	IPE	11	57.89%
26	Successful Employment outcome	1	5.26%
30	Closed After Elig. Before IPE	5	26.32%
Total		19	100.00%

TAB 10

State of South Carolina



Workers' Compensation Commission

Executive Director's Report

July 15, 2024

Meetings and Other Activities

During the month of June, the Executive Director participated in 2 interviews of candidates for vacant positions, a conference call with Fair Health concerning the medical fee schedule; two Budget Conference Committee meetings; a deposition of one the parties in the ICAP litigation; a meeting to discuss cyber insurance for the agency; meet with the attorney to prepare for the deposition in the ICAP litigation; and attended and presented at the Nuts and Bolts Workshop on June 28, 2024.

Nuts and Bolts Workshop

The agency conducted the Nuts and Bolts Workshop on June 28 in Columbia. There were 156 registered participants, with 27 no shows, 2 refunds and 24 were Commission employees. The Workshop was a success with 58 evaluations returned. The content was rated 4.9 out of 5. Kudos to Keith Roberts, who prepared the case study and was the primary presenter. A panel of Commission department heads was held at the end of the workshop to discuss new things at the Commission and respond to questions from the audience.

Constituent /Public Information Services

For the month of June, the Executive Director's and the General Counsel's offices had 254 contacts with stakeholders.

Financial Transactions Activity

During the month of June, the Director's office processed and approved fourteen (14) travel expense reports, seventy-six (76) invoices, fifty-eight (58) deposits for DOA to process in the SCEIS system and two (2) Purchase Orders.

SCWCC Stakeholder Electronic Distribution List

For the month of June, the Office had three (3) deletions due to duplicates of inactive email accounts and six (6) additions to the list.

Advisory Notices

During the month of June, the office posted two (2) notices on the Commission's website and emailed it to the distribution list.